XPERTA

argenta
OPENING DOORS

01 WOOD

6 SINGLE DOOR

8 ceiling mount
12 compact ceiling mount
14 wall mount without skirting
18 wall mount without skirting with brackets
22 compact wall mount without skirting
24 wall mount with skirting
26 wall mount with skirting and brackets
28 compact wall mount with skirting

30 FLUSH INTO CEILING

34 SYMMETRIC

36 ceiling mount
40 wall mount without skirting
44 wall mount without skirting with brackets
48 wall mount with skirting
50 wall mount with skirting and brackets

52 TELESCOPIC

54 dual telescopic ceiling mount
56 dual parallel ceiling mount
58 compact dual parallel ceiling mount
60 triple telescopic ceiling mount
62 triple parallel ceiling mount
64 compact triple parallel ceiling mount

66 MOTORISATION

02 GLASS

70 SINGLE DOOR

72 ceiling mount
74 wall mount

76 FLUSH INTO CEILING

ARLU, THE REFERENCE FOR OPENING DOORS

ARLU® is the manufacturer behind the brand names argenta® and rob®. Argenta has been a leading brand in door hardware for over 100 years, but today it is mainly synonymous with invisible door systems.

Minimalist architecture swears by clean lines and a "back to the essence" mentality. In terms of interior doors, this results in integrated door fittings, invisible integrated techniques, door frames and skirting boards for revolving, sliding and pivoting doors

Argenta stands for a full range of sleek interior solutions.

ALL TECHNICAL DRAWINGS ARE SHOWN IN MILLIMETRES AND ARE SUBJECT TO CHANGE BY ARLU.

01

XPERTA WOOD

ARLU® is a specialist in sliding door systems, known for the successful expert and proslide® ranges. As pioneers, we always prioritised development and improvement. With Xperta, ARLU is taking the next step in its mission to make a difference in many interiors. The products and solutions evolve in line with the challenging international hardware market, offering many benefits for professional tradesmen, architects and end customers alike. The double-action silent softclose, silent wheels and compact suspension are just a few of the advantages in the new range.



why choose Xperta?

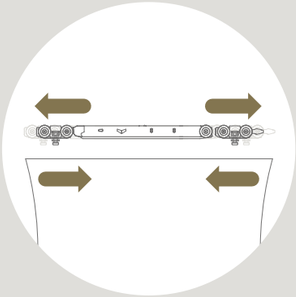

DOUBLE-ACTION SOFTCLOSE
for gentle opening and closing of doors. The compact design makes it suitable for extremely narrow doors.

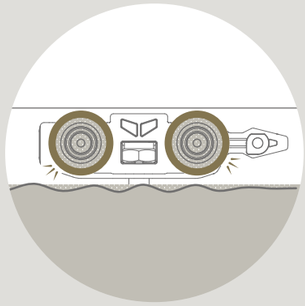

MINIMUM ROLLING RESISTANCE, MAXIMUM NOISE REDUCTION
thanks to wheels with a hard running surface and soft core.

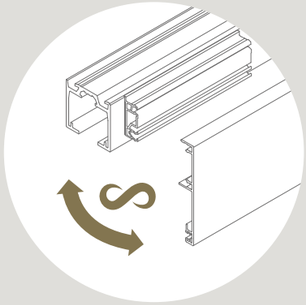

UNIVERSAL COVER PROFILE AND RUNNING TRACK
for every installation. Quick assembly thanks to unique mounting clips.

Xperta is a universal solution for wooden doors up to 100 kg. The unique running track and silent rollers ensure optimal movement of every sliding door. Xperta can be mounted with matching wall and cover profiles, or with the running track directly under the ceiling.

The Xperta invisible running track allows for an even sleeker finish in a suspended ceiling.

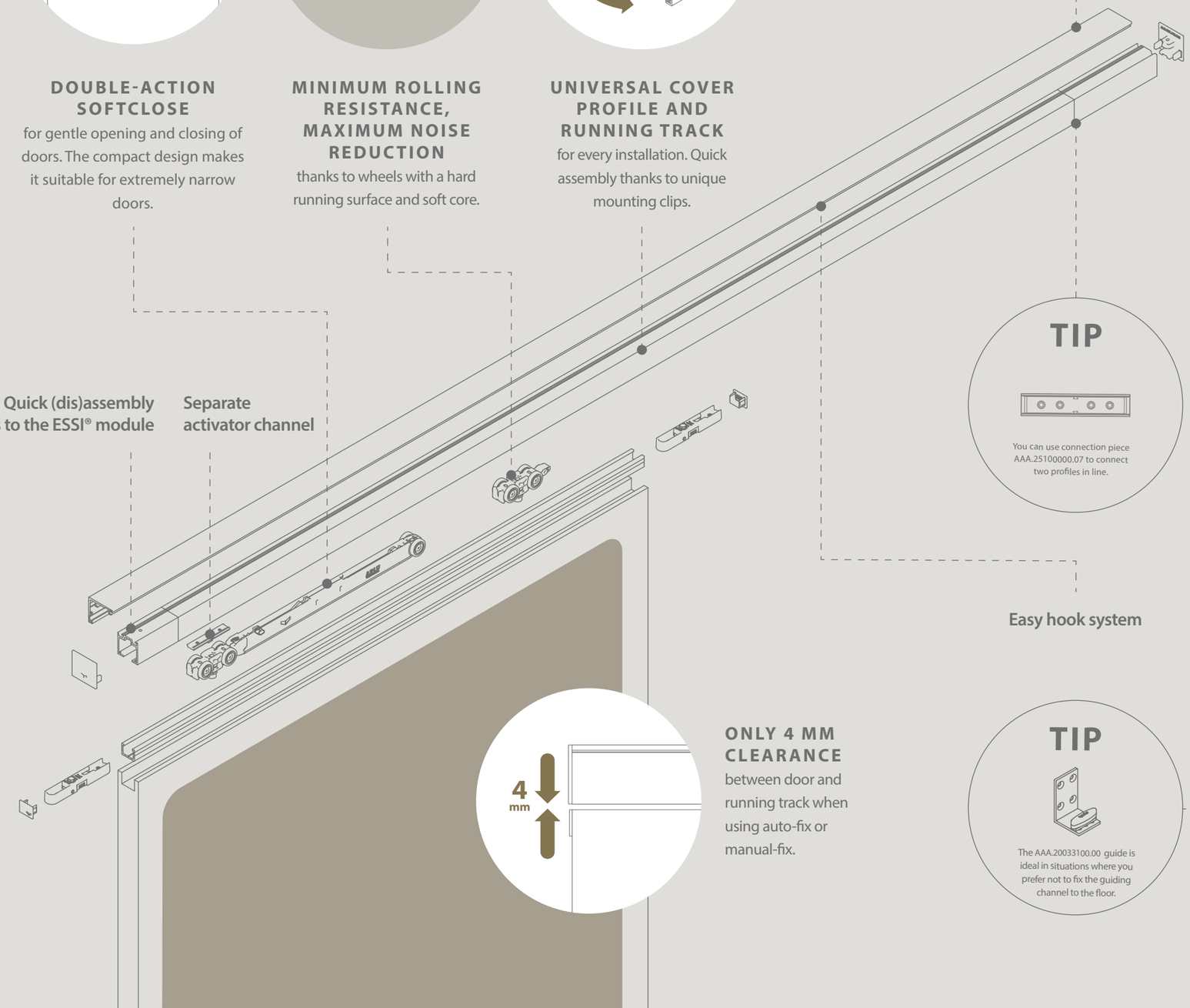

TIP

You can use connection piece AAA.25100000.07 to connect two profiles in line.

ONLY 4 MM CLEARANCE
between door and running track when using auto-fix or manual-fix.

TIP

The AAA.20033100.00 guide is ideal in situations where you prefer not to fix the guiding channel to the floor.

Available in three colours
F1 anodised aluminium, black and white textured coating

Xperta 100 kg
SINGLE DOOR

Xperta sliding doors stand out for their quiet operation, versatility, intuitive installation, sleek design and durability. The double-action softclose makes the operation even more comfortable. And the compact suspension with auto-fix, combined with the unique running and wall profiles, guarantees quick installation with a minimalist result.

PROFILE LENGTH

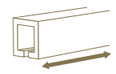

2 | 3 | 4 | 6 M

INSTALLATION

DOOR WEIGHT

anodised aluminium

black textured coating
RAL 9005

white textured coating
RAL 9016

ceiling mount 40/44 mm

Technical drawings

Ceiling mount 40 mm

Ceiling mount 44 mm

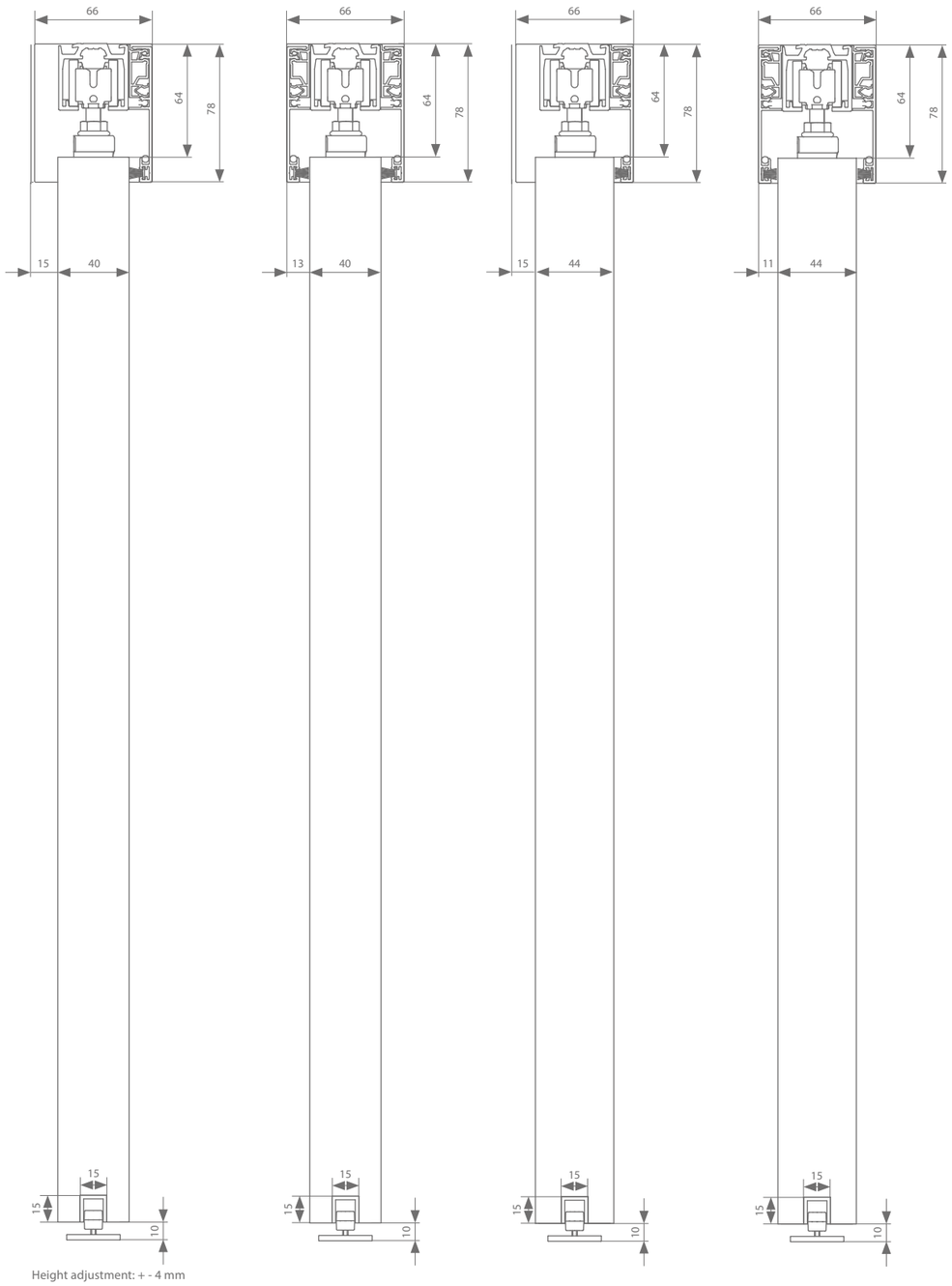

Height adjustment: + - 4 mm

Profiles

	Max. door width	Length			
Running track	1000 mm 1500 mm 2000 mm 3000 mm	2000 mm 3000 mm 4000 mm 6000 mm	AAA.11000200.02 AAA.11000300.02 AAA.11000400.02 AAA.11000600.02	AAA.11000200.07 AAA.11000300.07 AAA.11000400.07 AAA.11000600.07	AAA.11000200.05 AAA.11000300.05 AAA.11000400.05 AAA.11000600.05
ESSI®-module (optional)		100 mm	AAA.11010010.02	AAA.11010010.07	AAA.11010010.05
Cover profile	1000 mm 1500 mm 2000 mm 3000 mm	2000 mm 3000 mm 4000 mm 6000 mm	AAA.12000200.02 AAA.12000300.02 AAA.12000400.02 AAA.12000600.02	AAA.12000200.07 AAA.12000300.07 AAA.12000400.07 AAA.12000600.07	AAA.12000200.05 AAA.12000300.05 AAA.12000400.05 AAA.12000600.05
+ narrow clips 1 per metre of cover profile		100 mm		AAA.12010010.07	
Set of end caps			AAA.92020000.02	AAA.92020000.07	AAA.92020000.05
Seal	1000 mm 1500 mm 2000 mm 3000 mm	2000 mm 3000 mm 4000 mm 6000 mm	AAA.12010200.02 AAA.12010300.02 AAA.12010400.02 AAA.12010600.02	AAA.12010200.07 AAA.12010300.07 AAA.12010400.07 AAA.12010600.07	
Bottom guiding track	1000 mm 1250 mm 1500 mm 2000 mm 3000 mm 6000 mm	1000 mm 1250 mm 1500 mm 2000 mm 3000 mm 6000 mm	AAA.15000100.00 AAA.15000125.00 AAA.15000150.00 AAA.15000200.00 AAA.15000300.00 AAA.15000600.00		

Fittings selection

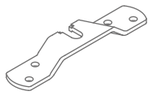

Transverse suspension	Min. door width	Min. door width ESSI	Reference
With 2 stoppers	352 mm	437 mm	AAA.20000000.00
With double-action softclose	580 mm	664 mm	AAA.20020000.00

Motorised set*

Transverse suspension with motor		Min. door width	Min. door width ESSI	Reference
Fittings	A-slide**	702 mm	794 mm	AAA.20030000.00
Belt	Min. belt length = (4 x door width) + 200 mm			(number of metres) x AK9.709.001
Remote control	for 1 channel			AM3.100.104.61
	for 4 channels			AM3.100.104.64

* see p.66 for more information
** For matching end caps and clips, see p. 11.

Every fitting set comes with all the rollers or softclose mechanisms, suspension, guiding systems and stoppers you need.

ceiling mount 50/54 mm

Technical drawings

Ceiling mount 50 mm

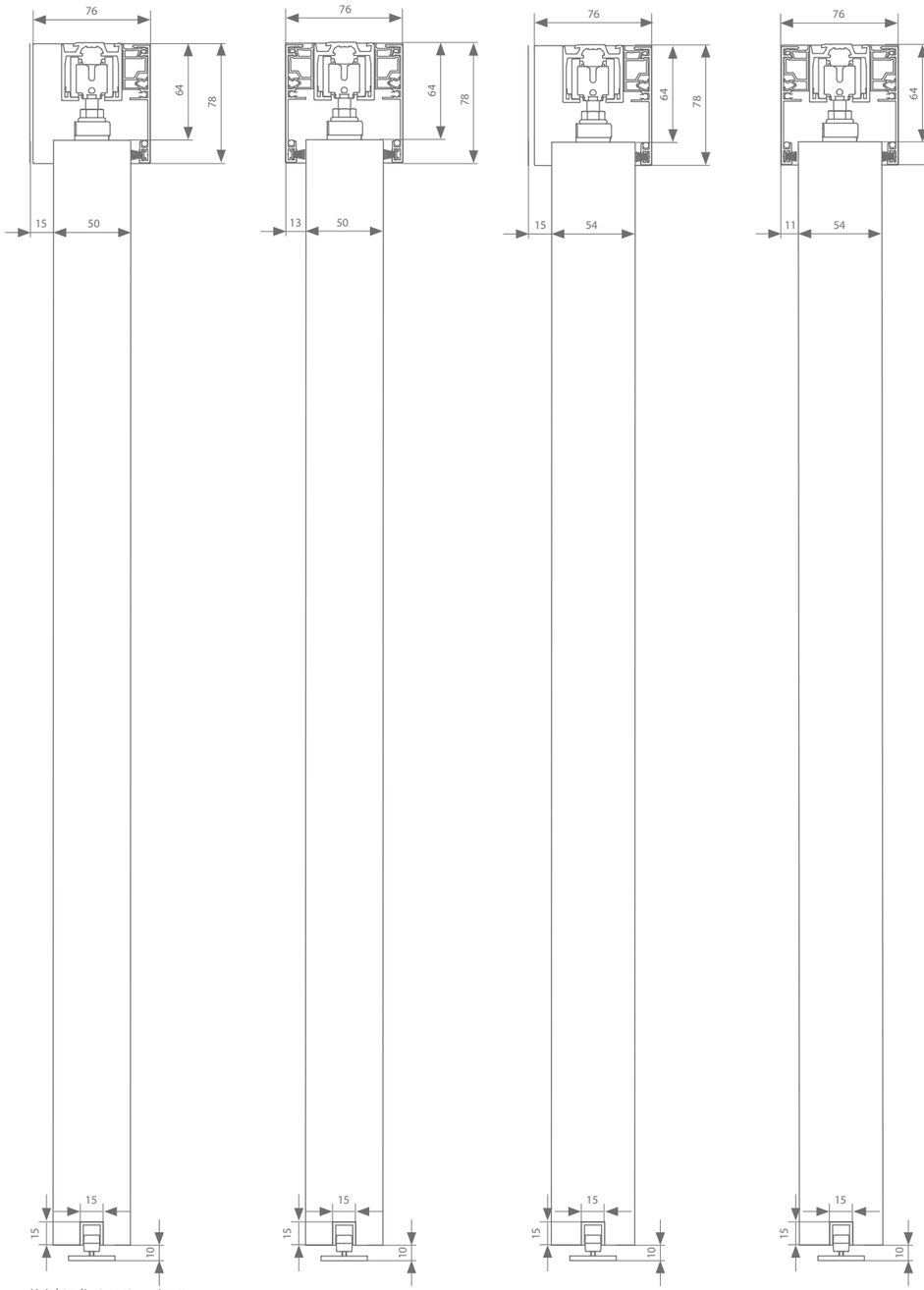

Height adjustment: + - 4 mm

Ceiling mount 54 mm

Profiles

assemble your set

	Max. door width	Length			
Running track	1000 mm 1500 mm 2000 mm 3000 mm	2000 mm 3000 mm 4000 mm 6000 mm	AAA.11000200.02 AAA.11000300.02 AAA.11000400.02 AAA.11000600.02	AAA.11000200.07 AAA.11000300.07 AAA.11000400.07 AAA.11000600.07	AAA.11000200.05 AAA.11000300.05 AAA.11000400.05 AAA.11000600.05
ESSI®-module (optional)		100 mm	AAA.11010010.02	AAA.11010010.07	AAA.11010010.05
Cover profile	1000 mm 1500 mm 2000 mm 3000 mm	2000 mm 3000 mm 4000 mm 6000 mm	AAA.12000200.02 AAA.12000300.02 AAA.12000400.02 AAA.12000600.02	AAA.12000200.07 AAA.12000300.07 AAA.12000400.07 AAA.12000600.07	AAA.12000200.05 AAA.12000300.05 AAA.12000400.05 AAA.12000600.05
+ wide clips 1 per metre of cover profile		100 mm 1000 mm		AAA.12020010.07 AAA.12020100.07	
Set of end caps			AAA.92040000.02	AAA.92040000.07	AAA.92040000.05
Seal	1000 mm 1500 mm 2000 mm 3000 mm	2000 mm 3000 mm 4000 mm 6000 mm	AAA.12010200.02 AAA.12010300.02 AAA.12010400.02 AAA.12010600.02	AAA.12010200.07 AAA.12010300.07 AAA.12010400.07 AAA.12010600.07	
Bottom guiding track	1000 mm 1250 mm 1500 mm 2000 mm 3000 mm 6000 mm	1000 mm 1250 mm 1500 mm 2000 mm 3000 mm 6000 mm	AAA.15000100.00 AAA.15000125.00 AAA.15000150.00 AAA.15000200.00 AAA.15000300.00 AAA.15000600.00		

Fittings selection

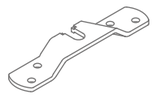

Transverse suspension	Min. door width	Min. door width ESSI	Reference
With 2 stoppers	352 mm	437 mm	AAA.20000000.00
With double-action softclose	580 mm	664 mm	AAA.20020000.00

Motorised set*

Transverse suspension with motor		Min. door width	Min. door width ESSI	Reference
Fittings	A-slide	702 mm	794 mm	AAA.20030000.00
Belt	Min. belt length = (4 x door width) + 200 mm			(number of metres) x AK9.709.001
Remote control	for 1 channel			AM3.100.104.61
	for 4 channels			AM3.100.104.64

* see p.66 for more information

Every fitting set comes with all the rollers or softclose mechanisms, suspension, guiding systems and stoppers you need.

compact ceiling mount 40/44/50/54 mm

Technical drawings

Ceiling mount 40 mm | Ceiling mount 44 mm | Ceiling mount 50 mm | Ceiling mount 54 mm



Height adjustment: + 0/- 5 mm

Profiles

	Max. door width	Length			
Running track	1000 mm 1500 mm 2000 mm 3000 mm	2000 mm 3000 mm 4000 mm 6000 mm	AAA.11000200.02 AAA.11000300.02 AAA.11000400.02 AAA.11000600.02	AAA.11000200.07 AAA.11000300.07 AAA.11000400.07 AAA.11000600.07	AAA.11000200.05 AAA.11000300.05 AAA.11000400.05 AAA.11000600.05
ESSI®-module (optional)		100 mm	AAA.11010010.02	AAA.11010010.07	AAA.11010010.05
Set of end caps			AAA.91000000.02	AAA.91000000.07	AAA.91000000.05
Suspension profile (optional)		248 mm*	AAA.14000025.00 (2x)		
	1000mm	1000mm	AAA.14000100.00		
	1250mm	1250mm	AAA.14000125.00		
	1500mm	1500mm	AAA.14000150.00		
	2000mm	2000mm	AAA.14000200.00		
	3000mm	3000mm	AAA.14000300.00		
	6000mm	6000mm	AAA.14000600.00		
End cap suspension profile (optional)			AAA.94000000.02	AAA.94000000.07	AAA.94000000.05
Bottom guiding track	1000 mm	1000 mm	AAA.15000100.00		
	1250 mm	1250 mm	AAA.15000125.00		
	1500 mm	1500 mm	AAA.15000150.00		
	2000 mm	2000 mm	AAA.15000200.00		
	3000 mm	3000 mm	AAA.15000300.00		
	6000 mm	6000 mm	AAA.15000600.00		

* cannot be combined with ESSI®

Fittings selection

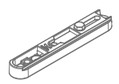

Compact suspension		Min. door width	Min. door width ESSI	Reference
Manual fix	With 2 stoppers	357 mm	443 mm	AAA.20100000.00
	Double-action softclose	590 mm	664 mm	AAA.20120000.00
Auto-fix	With 2 stoppers	357 mm	443 mm	AAA.20200000.00
	Double-action softclose	590 mm	664 mm	AAA.20220000.00

Every fitting set comes with all the rollers or softclose mechanisms, suspension, guiding systems and stoppers you need.

wall mount 40/44 mm without skirting

Technical drawings

Wall mount 40 mm



Height adjustment: + - 4 mm

Wall mount 44 mm



Profiles

assemble your set

	Max. door width	Length			
Running track	1000 mm	2000 mm	AAA.11000200.02	AAA.11000200.07	AAA.11000200.05
	1500 mm	3000 mm	AAA.11000300.02	AAA.11000300.07	AAA.11000300.05
	2000 mm	4000 mm	AAA.11000400.02	AAA.11000400.07	AAA.11000400.05
	3000 mm	6000 mm	AAA.11000600.02	AAA.11000600.07	AAA.11000600.05
ESSI®-module (optional)		100 mm	AAA.11010010.02	AAA.11010010.07	AAA.11010010.05
Wall profile	1000 mm	2000 mm	AAA.13000200.02	AAA.13000200.07	AAA.13000200.05
	1500 mm	3000 mm	AAA.13000300.02	AAA.13000300.07	AAA.13000300.05
	2000 mm	4000 mm	AAA.13000400.02	AAA.13000400.07	AAA.13000400.05
	3000 mm	6000 mm	AAA.13000600.02	AAA.13000600.07	AAA.13000600.05
+ mounting set		1 per 3 m		AAA.13010000.07	
Cover profile	1000 mm	2000 mm	AAA.12000200.02	AAA.12000200.07	AAA.12000200.05
	1500 mm	3000 mm	AAA.12000300.02	AAA.12000300.07	AAA.12000300.05
	2000 mm	4000 mm	AAA.12000400.02	AAA.12000400.07	AAA.12000400.05
	3000 mm	6000 mm	AAA.12000600.02	AAA.12000600.07	AAA.12000600.05
+ narrow clips 1 per metre of cover profile		100 mm		AAA.12010010.07	
Set of end caps			AAA.92000000.02	AAA.92000000.07	AAA.92000000.05
Seal	1000 mm	2000 mm	AAA.12010200.02	AAA.12010200.07	
	1500 mm	3000 mm	AAA.12010300.02	AAA.12010300.07	
	2000 mm	4000 mm	AAA.12010400.02	AAA.12010400.07	
	3000 mm	6000 mm	AAA.12010600.02	AAA.12010600.07	
Bottom guiding track	1000 mm	1000 mm	AAA.15000100.00		
	1250 mm	1250 mm	AAA.15000125.00		
	1500 mm	1500 mm	AAA.15000150.00		
	2000 mm	2000 mm	AAA.15000200.00		
	3000 mm	3000 mm	AAA.15000300.00		
	6000 mm	6000 mm	AAA.15000600.00		

Fittings selection

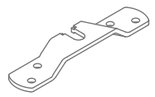

Transverse suspension	Min. door width	Min. door width ESSI	Reference
With 2 stoppers	352 mm	437 mm	AAA.20000000.00
With double-action softclose	580 mm	664 mm	AAA.20020000.00

Motorised set*

Transverse suspension with motor		Min. door width	Min. door width ESSI	Reference
Fittings	A-slide**	702 mm	794 mm	AAA.20030000.00
Belt	Min. belt length = (4 x door width) + 200 mm			(number of metres) x AK9.709.001
Remote control	for 1 channel			AM3.100.104.61
	for 4 channels			AM3.100.104.64

Every fitting set comes with all the rollers or softclose mechanisms, suspension, guiding systems and stoppers you need.

Complete sets

	Max. door width	Length			
With 2 stoppers	1000 mm	2000 mm	AAA.32000200.02	AAA.32000200.07	AAA.32000200.05
Double-action softclose	1000 mm	2000 mm	AAA.32002200.02	AAA.32002200.07	AAA.32002200.05

* see p.66 for more information
** Cannot be combined with cover profiles and end caps

wall mount 50/54 mm without skirting

Technical drawings

Wall mount 50 mm



Wall mount 54 mm



Profiles

assemble your set

	Max. door width	Length			
Running track	1000 mm 1500 mm 2000 mm 3000 mm	2000 mm 3000 mm 4000 mm 6000 mm	AAA.11000200.02 AAA.11000300.02 AAA.11000400.02 AAA.11000600.02	AAA.11000200.07 AAA.11000300.07 AAA.11000400.07 AAA.11000600.07	AAA.11000200.05 AAA.11000300.05 AAA.11000400.05 AAA.11000600.05
ESSI®-module (optional)		100 mm	AAA.11010010.02	AAA.11010010.07	AAA.11010010.05
Wall profile	1000 mm 1500 mm 2000 mm 3000 mm	2000 mm 3000 mm 4000 mm 6000 mm	AAA.13100200.02 AAA.13100300.02 AAA.13100400.02 AAA.13100600.02	AAA.13100200.07 AAA.13100300.07 AAA.13100400.07 AAA.13100600.07	AAA.13100200.05 AAA.13100300.05 AAA.13100400.05 AAA.13100600.05
+ mounting set		1 per 3 m		AAA.13010000.07	
Cover profile	1000 mm 1500 mm 2000 mm 3000 mm	2000 mm 3000 mm 4000 mm 6000 mm	AAA.12000200.02 AAA.12000300.02 AAA.12000400.02 AAA.12000600.02	AAA.12000200.07 AAA.12000300.07 AAA.12000400.07 AAA.12000600.07	AAA.12000200.05 AAA.12000300.05 AAA.12000400.05 AAA.12000600.05
+ wide clips 1 per metre of cover profile		100 mm 1000 mm		AAA.12010010.07 AAA.12020100.07	
Set of end caps			AAA.92030000.02	AAA.92030000.07	AAA.92030000.05
Seal	1000 mm 1500 mm 2000 mm 3000 mm	2000 mm 3000 mm 4000 mm 6000 mm	AAA.12010200.02 AAA.12010300.02 AAA.12010400.02 AAA.12010600.02	AAA.12010200.07 AAA.12010300.07 AAA.12010400.07 AAA.12010600.07	
Bottom guiding track	1000 mm 1250 mm 1500 mm 2000 mm 3000 mm 6000 mm	1000 mm 1250 mm 1500 mm 2000 mm 3000 mm 6000 mm	AAA.15000100.00 AAA.15000125.00 AAA.15000150.00 AAA.15000200.00 AAA.15000300.00 AAA.15000600.00		

Fittings selection

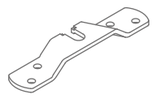

Transverse suspension	Min. door width	Min. door width ESSI	Reference
With 2 stoppers	352 mm	437 mm	AAA.20000000.00
With double-action softclose	580 mm	664 mm	AAA.20020000.00

Motorised set*

Transverse suspension with motor		Min. door width	Min. door width ESSI	Reference
Fittings	A-slide	702 mm	794 mm	AAA.20030000.00
Belt	Min. belt length = (4 x door width) + 200 mm			(number of metres) x AK9.709.001
Remote control	for 1 channel			AM3.100.104.61
	for 4 channels			AM3.100.104.64

* see p.66 for more information

Every fitting set comes with all the rollers or softclose mechanisms, suspension, guiding systems and stoppers you need.

wall mount 40/44 mm without skirting with brackets

Technical drawings

Wall mount 40 mm

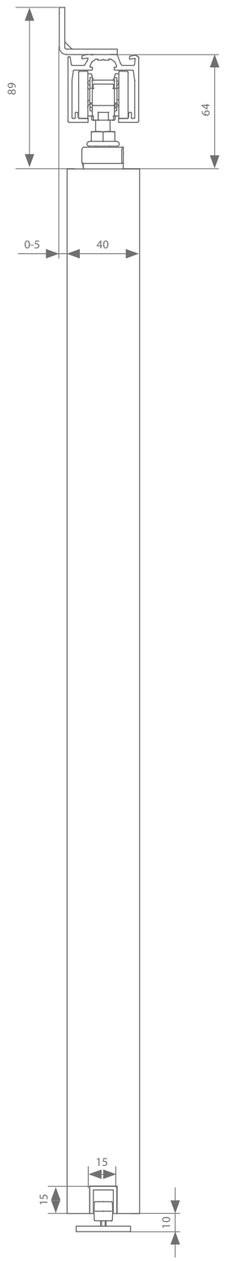

Wall mount 44 mm



Height adjustment: + - 4 mm

Profiles

	Max. door width	Length			
Running track	1000 mm	2000 mm	AAA.11000200.02	AAA.11000200.07	AAA.11000200.05
	1500 mm	3000 mm	AAA.11000300.02	AAA.11000300.07	AAA.11000300.05
	2000 mm	4000 mm	AAA.11000400.02	AAA.11000400.07	AAA.11000400.05
	3000 mm	6000 mm	AAA.11000600.02	AAA.11000600.07	AAA.11000600.05
ESSI®-module (optional)		100 mm	AAA.11010010.02	AAA.11010010.07	AAA.11010010.05
Wall bracket		every 500 mm needed	AAA.01000000.01		
Bottom guiding track	1000 mm	1000 mm	AAA.15000100.00		
	1250 mm	1250 mm	AAA.15000125.00		
	1500 mm	1500 mm	AAA.15000150.00		
	2000 mm	2000 mm	AAA.15000200.00		
	3000 mm	3000 mm	AAA.15000300.00		
	6000 mm	6000 mm	AAA.15000600.00		

Fittings selection

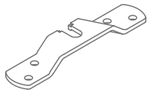

Transverse suspension	Min. door width	Min. door width ESSI	Reference
With 2 stoppers	352 mm	437 mm	AAA.20000000.00
With double-action softclose	580 mm	664 mm	AAA.20020000.00

Motorised set*

Transverse suspension with motor		Min. door width	Min. door width ESSI	Reference
Fittings	A-slide	702 mm	794 mm	AAA.20030000.00
Belt	Min. belt length = (4 x door width) + 200 mm			(number of metres) x AK9.709.001
Remote control	for 1 channel			AM3.100.104.61
	for 4 channels			AM3.100.104.64

* see p.66 for more information

Every fitting set comes with all the rollers or softclose mechanisms, suspension, guiding systems and stoppers you need.

Complete sets

	Max. door width	Length	
With 2 stoppers	1000 mm	2000 mm	AAA.31000200.02
With double-action softclose	1000 mm	2000 mm	AAA.31002200.02

wall mount 50/54 mm without skirting with brackets

Technical drawings

Wall mount 50 mm



Height adjustment: + - 4 mm

Wall mount 54 mm



Profiles

	Max. door width	Length			
Running track	1000 mm	2000 mm	AAA.11000200.02	AAA.11000200.07	AAA.11000200.05
	1500 mm	3000 mm	AAA.11000300.02	AAA.11000300.07	AAA.11000300.05
	2000 mm	4000 mm	AAA.11000400.02	AAA.11000400.07	AAA.11000400.05
	3000 mm	6000 mm	AAA.11000600.02	AAA.11000600.07	AAA.11000600.05
ESSI®-module (optional)		100 mm	AAA.11010010.02	AAA.11010010.07	AAA.11010010.05
Wall bracket		every 500 mm needed	AAA.01100000.01		
Bottom guiding track	1000 mm	1000 mm	AAA.15000100.00		
	1250 mm	1250 mm	AAA.15000125.00		
	1500 mm	1500 mm	AAA.15000150.00		
	2000 mm	2000 mm	AAA.15000200.00		
	3000 mm	3000 mm	AAA.15000300.00		
	6000 mm	6000 mm	AAA.15000600.00		

Fittings selection

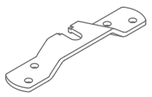

Transverse suspension	Min. door width	Min. door width ESSI	Reference
With 2 stoppers	352 mm	437 mm	AAA.20000000.00
With double-action softclose	580 mm	664 mm	AAA.20020000.00

Motorised set*

Transverse suspension with motor		Min. door width	Min. door width ESSI	Reference
Fittings	A-slide	702 mm	794 mm	AAA.20030000.00
Belt	Min. belt length = (4 x door width) + 200 mm			(number of metres) x AK9.709.001
Remote control	for 1 channel			AM3.100.104.61
	for 4 channels			AM3.100.104.64

* see p.66 for more information

Every fitting set comes with all the rollers or softclose mechanisms, suspension, guiding systems and stoppers you need.

compact wall mount 40/44 mm without skirting

Technical drawings

Wall mount 40 mm



Height adjustment: + 0/- 5 mm

Wall mount 44 mm



Profiles

assemble your set

	Max. door width	Length			
Running track	1000 mm	2000 mm	AAA.11000200.02	AAA.11000200.07	AAA.11000200.05
	1500 mm	3000 mm	AAA.11000300.02	AAA.11000300.07	AAA.11000300.05
	2000 mm	4000 mm	AAA.11000400.02	AAA.11000400.07	AAA.11000400.05
	3000 mm	6000 mm	AAA.11000600.02	AAA.11000600.07	AAA.11000600.05
ESSI®-module (optional)		100 mm	AAA.11010010.02	AAA.11010010.07	AAA.11010010.05
Wall profile	1000 mm	2000 mm	AAA.13000200.02	AAA.13000200.07	AAA.13000200.05
	1500 mm	3000 mm	AAA.13000300.02	AAA.13000300.07	AAA.13000300.05
	2000 mm	4000 mm	AAA.13000400.02	AAA.13000400.07	AAA.13000400.05
	3000 mm	6000 mm	AAA.13000600.02	AAA.13000600.07	AAA.13000600.05
+ mounting set		1 per 3 m		AAA.13010000.07	
Set of end caps			AAA.93000000.02	AAA.93000000.07	AAA.93000000.05
Suspension profile (optional)		248 mm*	AAA.14000025.00 (2x)		
	1000 mm	1000 mm	AAA.14000100.00		
	1250 mm	1250 mm	AAA.14000125.00		
	1500 mm	1500 mm	AAA.14000150.00		
	2000 mm	2000 mm	AAA.14000200.00		
	3000 mm	3000 mm	AAA.14000300.00		
	6000 mm	6000 mm	AAA.14000600.00		
End cap suspension profile (optional)			AAA.94000000.02	AAA.94000000.07	AAA.94000000.05
Bottom guiding track	1000 mm	1000 mm	AAA.15000100.00		
	1250 mm	1250 mm	AAA.15000125.00		
	1500 mm	1500 mm	AAA.15000150.00		
	2000 mm	2000 mm	AAA.15000200.00		
	3000 mm	3000 mm	AAA.15000300.00		
	6000 mm	6000 mm	AAA.15000600.00		

* cannot be combined with ESSI®

Fittings selection

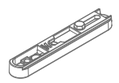

Compact suspension		Min. door width	Min. door width ESSI	Reference
Manual fix	With 2 stoppers	357 mm	443 mm	AAA.20100000.00
	Double-action softclose	590 mm	664 mm	AAA.20120000.00
Auto-fix	With 2 stoppers	357 mm	443 mm	AAA.20200000.00
	Double-action softclose	590 mm	664 mm	AAA.20220000.00

Every fitting set comes with all the rollers or softclose mechanisms, suspension, guiding systems and stoppers you need.

Complete sets

	Max. door width	Length			
With 2 stoppers	1000 mm	2000 mm	AAA.33000200.02	AAA.33000200.07	AAA.33000200.05
Double-action softclose	1000 mm	2000 mm	AAA.33002200.02	AAA.33002200.07	AAA.33002200.05

wall mount 40/44 mm with skirting

Technical drawings

Wall mount 40 mm



Height adjustment: + - 4 mm

Wall mount 44 mm



Profiles

assemble your set

	Max. door width	Length			
Running track	1000 mm	2000 mm	AAA.11000200.02	AAA.11000200.07	AAA.11000200.05
	1500 mm	3000 mm	AAA.11000300.02	AAA.11000300.07	AAA.11000300.05
	2000 mm	4000 mm	AAA.11000400.02	AAA.11000400.07	AAA.11000400.05
	3000 mm	6000 mm	AAA.11000600.02	AAA.11000600.07	AAA.11000600.05
ESSI®-module (optional)		100 mm	AAA.11010010.02	AAA.11010010.07	AAA.11010010.05
Wall profile	1000 mm	2000 mm	AAA.13100200.02	AAA.13100200.07	AAA.13100200.05
	1500 mm	3000 mm	AAA.13100300.02	AAA.13100300.07	AAA.13100300.05
	2000 mm	4000 mm	AAA.13100400.02	AAA.13100400.07	AAA.13100400.05
	3000 mm	6000 mm	AAA.13100600.02	AAA.13100600.07	AAA.13100600.05
+ mounting set		1 per 3 m		AAA.13010000.07	
Cover profile	1000 mm	2000 mm	AAA.12000200.02	AAA.12000200.07	AAA.12000200.05
	1500 mm	3000 mm	AAA.12000300.02	AAA.12000300.07	AAA.12000300.05
	2000 mm	4000 mm	AAA.12000400.02	AAA.12000400.07	AAA.12000400.05
	3000 mm	6000 mm	AAA.12000600.02	AAA.12000600.07	AAA.12000600.05
+ narrow clips 1 per metre of cover profile		100 mm		AAA.12010010.07	
Set of end caps			AAA.92010000.02	AAA.92010000.07	AAA.92010000.05
Seal	1000 mm	2000 mm	AAA.12010200.02	AAA.12010200.07	
	1500 mm	3000 mm	AAA.12010300.02	AAA.12010300.07	
	2000 mm	4000 mm	AAA.12010400.02	AAA.12010400.07	
	3000 mm	6000 mm	AAA.12010600.02	AAA.12010600.07	
Bottom guiding track	1000 mm	1000 mm	AAA.15000100.00		
	1250 mm	1250 mm	AAA.15000125.00		
	1500 mm	1500 mm	AAA.15000150.00		
	2000 mm	2000 mm	AAA.15000200.00		
	3000 mm	3000 mm	AAA.15000300.00		
	6000 mm	6000 mm	AAA.15000600.00		

Fittings selection

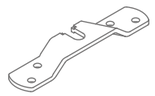

Transverse suspension	Min. door width	Min. door width ESSI	Reference
With 2 stoppers	352 mm	437 mm	AAA.20000000.00
With double-action softclose	580 mm	664 mm	AAA.20020000.00

Motorised set*

Transverse suspension with motor		Min. door width	Min. door width ESSI	Reference
Fittings	A-slide**	702 mm	794 mm	AAA.20030000.00
Belt	Min. belt length = (4 x door width) + 200 mm			(number of metres) x AK9.709.001
Remote control	for 1 channel			AM3.100.104.61
	for 4 channels			AM3.100.104.64

Every fitting set comes with all the rollers or softclose mechanisms, suspension, guiding systems and stoppers you need.

Complete sets

	Max. door width	Length			
With 2 stoppers	1000 mm	2000 mm	AAA.32010200.02	AAA.32010200.07	AAA.32010200.05
Double-action softclose	1000 mm	2000 mm	AAA.32012200.02	AAA.32012200.07	AAA.32012200.05

* see p.66 for more information
** For matching end caps and clips, see p. 17.

wall mount 40/44 mm with skirting and brackets

Technical drawings

Wall mount 40 mm



Wall mount 44 mm



Profiles

	Max. door width	Length			
Running track	1000 mm	2000 mm	AAA.11000200.02	AAA.11000200.07	AAA.11000200.05
	1500 mm	3000 mm	AAA.11000300.02	AAA.11000300.07	AAA.11000300.05
	2000 mm	4000 mm	AAA.11000400.02	AAA.11000400.07	AAA.11000400.05
	3000 mm	6000 mm	AAA.11000600.02	AAA.11000600.07	AAA.11000600.05
ESSI®-module (optional)		100 mm	AAA.11010010.02	AAA.11010010.07	AAA.11010010.05
Wall bracket		every 500 mm needed	AAA.01100000.01		
Bottom guiding track	1000 mm	1000 mm	AAA.15000100.00		
	1250 mm	1250 mm	AAA.15000125.00		
	1500 mm	1500 mm	AAA.15000150.00		
	2000 mm	2000 mm	AAA.15000200.00		
	3000 mm	3000 mm	AAA.15000300.00		
	6000 mm	6000 mm	AAA.15000600.00		

Fittings selection

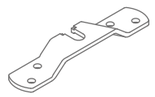

Transverse suspension	Min. door width	Min. door width ESSI	Reference
With 2 stoppers	352 mm	437 mm	AAA.20000000.00
With double-action softclose	580 mm	664 mm	AAA.20020000.00

Motorised set*

Transverse suspension with motor		Min. door width	Min. door width ESSI	Reference
Fittings	A-slide	702 mm	794 mm	AAA.20030000.00
Belt	Min. belt length = (4 x door width) + 200 mm			(number of metres) x AK9.709.001
Remote control	for 1 channel			AM3.100.104.61
	for 4 channels			AM3.100.104.64

* see p.66 for more information

Every fitting set comes with all the rollers or softclose mechanisms, suspension, guiding systems and stoppers you need.

compact wall mount 40/44 with skirting

Technical drawings

Wall mount 40 mm



Height adjustment: + 0/- 5 mm

Wall mount 44 mm



Profiles

assemble your set

	Max. door width	Length			
Running track	1000 mm	2000 mm	AAA.11000200.02	AAA.11000200.07	AAA.11000200.05
	1500 mm	3000 mm	AAA.11000300.02	AAA.11000300.07	AAA.11000300.05
	2000 mm	4000 mm	AAA.11000400.02	AAA.11000400.07	AAA.11000400.05
	3000 mm	6000 mm	AAA.11000600.02	AAA.11000600.07	AAA.11000600.05
ESSI®-module (optional)		100 mm	AAA.11010010.02	AAA.11010010.07	AAA.11010010.05
Wall profile	1000 mm	2000 mm	AAA.13100200.02	AAA.13100200.07	AAA.13100200.05
	1500 mm	3000 mm	AAA.13100300.02	AAA.13100300.07	AAA.13100300.05
	2000 mm	4000 mm	AAA.13100400.02	AAA.13100400.07	AAA.13100400.05
	3000 mm	6000 mm	AAA.13100600.02	AAA.13100600.07	AAA.13100600.05
+ mounting set		1 per 3 m		AAA.13010000.07	
Set of end caps			AAA.93100000.02	AAA.93100000.07	AAA.93100000.05
Suspension profile (optional)		248 mm*	AAA.14000025.00 (2x)		
	1000 mm	1000 mm	AAA.14000100.00		
	1250 mm	1250 mm	AAA.14000125.00		
	1500 mm	1500 mm	AAA.14000150.00		
	2000 mm	2000 mm	AAA.14000200.00		
	3000 mm	3000 mm	AAA.14000300.00		
	6000 mm	6000 mm	AAA.14000600.00		
End cap suspension profile (optional)			AAA.94000000.02	AAA.94000000.07	AAA.94000000.05
Bottom guiding track	1000 mm	1000 mm	AAA.15000100.00		
	1250 mm	1250 mm	AAA.15000125.00		
	1500 mm	1500 mm	AAA.15000150.00		
	2000 mm	2000 mm	AAA.15000200.00		
	3000 mm	3000 mm	AAA.15000300.00		
	6000 mm	6000 mm	AAA.15000600.00		

* cannot be combined with ESSI®

Fittings selection

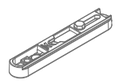

Compact suspension		Min. door width	Min. door width ESSI	Reference
Manual fix	With 2 stoppers	357 mm	443 mm	AAA.20100000.00
	Double-action softclose	590 mm	664 mm	AAA.20120000.00
Auto-fix	With 2 stoppers	357 mm	443 mm	AAA.20200000.00
	Double-action softclose	590 mm	664 mm	AAA.20220000.00

Every fitting set comes with all the rollers or softclose mechanisms, suspension, guiding systems and stoppers you need.

Complete sets

	Max. door width	Length			
With 2 stoppers	1000 mm	2000 mm	AAA.33100200.02	AAA.33100200.07	AAA.33100200.05
Double-action softclose	1000 mm	2000 mm	AAA.33102200.02	AAA.33102200.07	AAA.33102200.05

Xperta 100 kg
FLUSH INTO CEILING

The Xperta invisible is the ultimate solution for ceiling high applications where the profile is seamlessly integrated into a suspended ceiling. The profile can be finished with standard plasterboard, or whatever skirting that might be chosen. The compact suspension ensures the clearance between door and ceiling is limited to minimum 4 mm for an extremely sleek finish.

PROFILE LENGTH

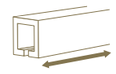

2 | 3 | 4 | 6 M

INSTALLATION

DOOR WEIGHT

grey anodised aluminium

black anodised aluminium

white matte coating RAL 9016

Xperta invisible 40/44/50/54 mm

Technical drawings

For suspended ceiling



Height adjustment: +0 / - 5 mm

For plasterboard



assemble your set

Profiles

	Max. door width	Length			
Running track	1000 mm 1500 mm 2000 mm 3000 mm	2000 mm 3000 mm 4000 mm 6000 mm	AAA.11100200.02 AAA.11100300.02 AAA.11100400.02 AAA.11100600.02	AAA.11100200.07 AAA.11100300.07 AAA.11100400.07 AAA.11100600.07	AAA.11100200.05 AAA.11100300.05 AAA.11100400.05 AAA.11100600.05
ESSI®-module (optional)		100 mm	AAA.11110010.02	AAA.11110010.07	AAA.11110010.05
Extra cover profile for suspended ceilings	1000 mm 1500 mm 2000 mm 3000 mm	2000 mm 3000 mm 4000 mm 6000 mm			AAA.11120200.05 AAA.11120300.05 AAA.11120400.05 AAA.11120600.05
Suspension profile (optional)	1000 mm 1250 mm 1500 mm 2000 mm 3000 mm 6000 mm	1000 mm 1250 mm 1500 mm 2000 mm 3000 mm 6000 mm	AAA.14000100.00 AAA.14000125.00 AAA.14000150.00 AAA.14000200.00 AAA.14000300.00 AAA.14000600.00		
End cap suspension profile (optional)			AAA.94000000.02	AAA.94000000.07	AAA.94000000.05
Bottom guiding track	1000 mm 1250 mm 1500 mm 2000 mm 3000 mm 6000 mm	1000 mm 1250 mm 1500 mm 2000 mm 3000 mm 6000 mm	AAA.15000100.00 AAA.15000125.00 AAA.15000150.00 AAA.15000200.00 AAA.15000300.00 AAA.15000600.00		

Fittings selection

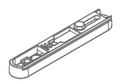

Compact suspension		Min. door width	Min. door width ESSI	Reference
Manual fix	With 2 stoppers	357 mm	443 mm	AAA.20100000.00
	Double-action softclose	590 mm	664 mm	AAA.20120000.00
Auto-fix	With 2 stoppers	357 mm	443 mm	AAA.20200000.00
	Double-action softclose	590 mm	664 mm	AAA.20220000.00

Every fitting set comes with all the rollers or softclose mechanisms, suspension, guiding systems and stoppers you need.

Xperta 100 kg
SYMMETRIC

In a symmetric configuration, both doors are connected by a reinforced dented belt that coordinates simultaneous movement. User comfort is guaranteed: you can open and close both door panels with just one finger! Ceiling and wall mounting are both possible within this setup.

PROFILE LENGTH

2 | 3 | 4 | 6 M

INSTALLATION

DOOR THICKNESS

40
44
50
54 MM

DOOR WEIGHT

anodised aluminium

black textured coating
RAL 9005

white textured coating
RAL 9016

ceiling mount symmetric 40/44 mm

Technical drawings

Ceiling mount 40 mm



Ceiling mount 44 mm



Height adjustment: + - 4 mm

Profiles

	Max. door width	Length			
Running track	500 mm 750 mm 1000 mm 1500 mm	2000 mm 3000 mm 4000 mm 6000 mm	AAA.11000200.02 AAA.11000300.02 AAA.11000400.02 AAA.11000600.02	AAA.11000200.07 AAA.11000300.07 AAA.11000400.07 AAA.11000600.07	AAA.11000200.05 AAA.11000300.05 AAA.11000400.05 AAA.11000600.05
ESSI®-module (optional)		100 mm	AAA.11010010.02	AAA.11010010.07	AAA.11010010.05
Cover profile	500 mm 750 mm 1000 mm 1500 mm	2000 mm 3000 mm 4000 mm 6000 mm	AAA.12000200.02 AAA.12000300.02 AAA.12000400.02 AAA.12000600.02	AAA.12000200.07 AAA.12000300.07 AAA.12000400.07 AAA.12000600.07	AAA.12000200.05 AAA.12000300.05 AAA.12000400.05 AAA.12000600.05
+ narrow clips 1 per metre of cover profile		100 mm		AAA.12010010.07	
Set of end caps			AAA.92020000.02	AAA.92020000.07	AAA.92020000.05
Seal	500 mm 750 mm 1000 mm 1500 mm	2000 mm 3000 mm 4000 mm 6000 mm	AAA.12010200.02 AAA.12010300.02 AAA.12010400.02 AAA.12010600.02	AAA.12010200.07 AAA.12010300.07 AAA.12010400.07 AAA.12010600.07	
Bottom guiding track	1000 mm 1250 mm 1500 mm 2000 mm 3000 mm 6000 mm	1000 mm 1250 mm 1500 mm 2000 mm 3000 mm 6000 mm	AAA.15000100.00 AAA.15000125.00 AAA.15000150.00 AAA.15000200.00 AAA.15000300.00 AAA.15000600.00		

Fittings selection

Transverse suspension	Min. door width	Min. door width ESSI	Reference
Symmetric	427 mm	518 mm	AAA.20001000.00

Motorised set*

Transverse suspension with motor		Min. door width	Min. door width ESSI	Reference
Fittings	A-slide** (max. 60 kg/door)	542 mm	542 mm	AAA.20031000.00
Belt	Min. belt length = (8 x door width) + 200 mm			(number of metres) x AK9.709.001
Remote control	for 1 channel			AM3.100.104.61
	for 4 channels			AM3.100.104.64

* see p.66 for more information
** For matching end caps and clips, see p. 39.

Every fitting set comes with all the rollers or softclose mechanisms, suspension, guiding systems and stoppers you need.

ceiling mount symmetric 50/54 mm

Technical drawings

Ceiling mount 50 mm

Ceiling mount 54 mm

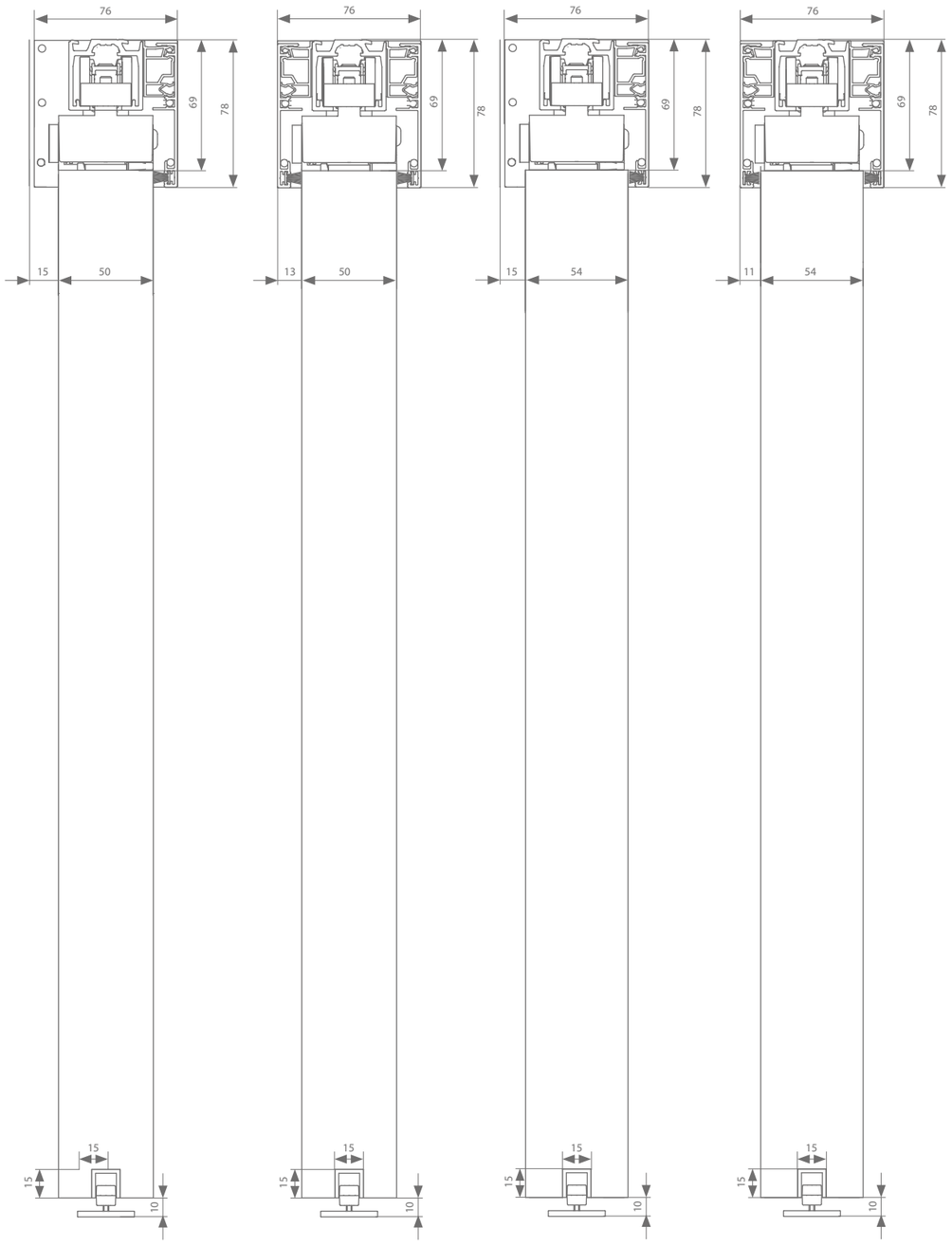

Height adjustment: + - 4 mm

Profiles

	Max. door width	Length			
Running track	500 mm 750 mm 1000 mm 1500 mm	2000 mm 3000 mm 4000 mm 6000 mm	AAA.11000200.02 AAA.11000300.02 AAA.11000400.02 AAA.11000600.02	AAA.11000200.07 AAA.11000300.07 AAA.11000400.07 AAA.11000600.07	AAA.11000200.05 AAA.11000300.05 AAA.11000400.05 AAA.11000600.05
ESSI®-module (optional)		100 mm	AAA.11010010.02	AAA.11010010.07	AAA.11010010.05
Cover profile	500 mm 750 mm 1000 mm 1500 mm	2000 mm 3000 mm 4000 mm 6000 mm	AAA.12000200.02 AAA.12000300.02 AAA.12000400.02 AAA.12000600.02	AAA.12000200.07 AAA.12000300.07 AAA.12000400.07 AAA.12000600.07	AAA.12000200.05 AAA.12000300.05 AAA.12000400.05 AAA.12000600.05
+ wide clips 1 per metre of cover profile		100 mm 1000 mm		AAA.12020010.07 AAA.12020100.07	
Set of end caps			AAA.92040000.02	AAA.92040000.07	AAA.92040000.05
Seal	500 mm 750 mm 1000 mm 1500 mm	2000 mm 3000 mm 4000 mm 6000 mm	AAA.12010200.02 AAA.12010300.02 AAA.12010400.02 AAA.12010600.02	AAA.12010200.07 AAA.12010300.07 AAA.12010400.07 AAA.12010600.07	
Bottom guiding track	1000 mm 1250 mm 1500 mm 2000 mm 3000 mm 6000 mm	1000 mm 1250 mm 1500 mm 2000 mm 3000 mm 6000 mm	AAA.15000100.00 AAA.15000125.00 AAA.15000150.00 AAA.15000200.00 AAA.15000300.00 AAA.15000600.00		

Fittings selection

Transverse suspension	Min. door width	Min. door width ESSI	Reference
Symmetric	427 mm	518 mm	AAA.20001000.00

Motorised set*

Transverse suspension with motor		Min. door width	Min. door width ESSI	Reference
Fittings	A-slide (max. 60 kg/door)	542 mm	542 mm	AAA.20031000.00
Belt	Min. belt length = (8 x door width) + 200 mm			(number of metres) x AK9.709.001
Remote control	for 1 channel			AM3.100.104.61
	for 4 channels			AM3.100.104.64

* see p.66 for more information

Every fitting set comes with all the rollers or softclose mechanisms, suspension, guiding systems and stoppers you need.

wall mount symmetric 40/44 mm without skirting

Technical drawings

Wall mount 40 mm



Height adjustment: + - 4 mm

Wall mount 44 mm



Profiles

assemble your set

	Max. door width	Length			
Running track	500 mm 750 mm 1000 mm 1500 mm	2000 mm 3000 mm 4000 mm 6000 mm	AAA.11000200.02 AAA.11000300.02 AAA.11000400.02 AAA.11000600.02	AAA.11000200.07 AAA.11000300.07 AAA.11000400.07 AAA.11000600.07	AAA.11000200.05 AAA.11000300.05 AAA.11000400.05 AAA.11000600.05
ESSI®-module (optional)		100 mm	AAA.11010010.02	AAA.11010010.07	AAA.11010010.05
Wall profile	500 mm 750 mm 1000 mm 1500 mm	2000 mm 3000 mm 4000 mm 6000 mm	AAA.13000200.02 AAA.13000300.02 AAA.13000400.02 AAA.13000600.02	AAA.13000200.07 AAA.13000300.07 AAA.13000400.07 AAA.13000600.07	AAA.13000200.05 AAA.13000300.05 AAA.13000400.05 AAA.13000600.05
+ mounting set	1 per 3 meter	100 mm		AAA.13010000.07	
Cover profile	500 mm 750 mm 1000 mm 1500 mm	2000 mm 3000 mm 4000 mm 6000 mm	AAA.12000200.02 AAA.12000300.02 AAA.12000400.02 AAA.12000600.02	AAA.12000200.07 AAA.12000300.07 AAA.12000400.07 AAA.12000600.07	AAA.12000200.05 AAA.12000300.05 AAA.12000400.05 AAA.12000600.05
+ narrow clips 1 per metre of cover profile		100 mm		AAA.12010010.07	
Set of end caps			AAA.92000000.02	AAA.92000000.07	AAA.92000000.05
Seal	500 mm 750 mm 1000 mm 1500 mm	2000 mm 3000 mm 4000 mm 6000 mm	AAA.12010200.02 AAA.12010300.02 AAA.12010400.02 AAA.12010600.02	AAA.12010200.07 AAA.12010300.07 AAA.12010400.07 AAA.12010600.07	
Bottom guiding track	1000 mm 1250 mm 1500 mm 2000 mm 3000 mm 6000 mm	1000 mm 1250 mm 1500 mm 2000 mm 3000 mm 6000 mm	AAA.15000100.00 AAA.15000125.00 AAA.15000150.00 AAA.15000200.00 AAA.15000300.00 AAA.15000600.00		

Fittings selection

Transverse suspension	Min. door width	Min. door width ESSI	Reference
Symmetric	427 mm	518 mm	AAA.20001000.00

Motorised set*

Transverse suspension with motor		Min. door width	Min. door width ESSI	Reference
Fittings	A-slide** (max. 60 kg/door)	542 mm	542 mm	AAA.20031000.00
Belt	Min. belt length = (8 x door width) + 200 mm			(number of metres) x AK9.709.001
Remote control	for 1 channel			AM3.100.104.61
	for 4 channels			AM3.100.104.64

* see p.66 for more information
Every fitting set comes with all the rollers or softclose mechanisms, suspension, guiding systems and stoppers you need.
** Cannot be combined with cover profiles and end caps

wall mount symmetric 50/54 mm without skirting

Technical drawings

Wall mount 50 mm



Height adjustment: + - 4 mm

Wall mount 54 mm



Profiles

assemble your set

	Max. door width	Length			
Running track	500 mm 750 mm 1000 mm 1500 mm	2000 mm 3000 mm 4000 mm 6000 mm	AAA.11000200.02 AAA.11000300.02 AAA.11000400.02 AAA.11000600.02	AAA.11000200.07 AAA.11000300.07 AAA.11000400.07 AAA.11000600.07	AAA.11000200.05 AAA.11000300.05 AAA.11000400.05 AAA.11000600.05
ESSI®-module (optional)		100 mm	AAA.11010010.02	AAA.11010010.07	AAA.11010010.05
Wall profile	500 mm 750 mm 1000 mm 1500 mm	2000 mm 3000 mm 4000 mm 6000 mm	AAA.13100200.02 AAA.13100300.02 AAA.13100400.02 AAA.13100600.02	AAA.13100200.07 AAA.13100300.07 AAA.13100400.07 AAA.13100600.07	AAA.13100200.05 AAA.13100300.05 AAA.13100400.05 AAA.13100600.05
+ mounting set				AAA.13010000.07	
Cover profile	500 mm 750 mm 1000 mm 1500 mm	2000 mm 3000 mm 4000 mm 6000 mm	AAA.12000200.02 AAA.12000300.02 AAA.12000400.02 AAA.12000600.02	AAA.12000200.07 AAA.12000300.07 AAA.12000400.07 AAA.12000600.07	AAA.12000200.05 AAA.12000300.05 AAA.12000400.05 AAA.12000600.05
+ wide clips 1 per metre of cover profile		100 mm 1000 mm		AAA.12020010.07 AAA.12020100.07	
Set of end caps			AAA.92030000.02	AAA.92030000.07	AAA.92030000.05
Seal	500 mm 750 mm 1000 mm 1500 mm	2000 mm 3000 mm 4000 mm 6000 mm	AAA.12010200.02 AAA.12010300.02 AAA.12010400.02 AAA.12010600.02	AAA.12010200.07 AAA.12010300.07 AAA.12010400.07 AAA.12010600.07	
Bottom guiding track	1000 mm 1250 mm 1500 mm 2000 mm 3000 mm 6000 mm	1000 mm 1250 mm 1500 mm 2000 mm 3000 mm 6000 mm	AAA.15000100.00 AAA.15000125.00 AAA.15000150.00 AAA.15000200.00 AAA.15000300.00 AAA.15000600.00		

Fittings selection

Transverse suspension	Min. door width	Min. door width ESSI	Reference
Symmetric	427 mm	518 mm	AAA.20001000.00

Motorised set*

Transverse suspension with motor		Min. door width	Min. door width ESSI	Reference
Fittings	A-slide (max. 60 kg/door)	542 mm	542 mm	AAA.20031000.00
Belt	Min. belt length = (8 x door width) + 200 mm			(number of metres) x AK9.709.001
Remote control	for 1 channel			AM3.100.104.61
	for 4 channels			AM3.100.104.64

* see p.66 for more information

Every fitting set comes with all the rollers or softclose mechanisms, suspension, guiding systems and stoppers you need.

wall mount symmetric 40/44 mm without skirting with brackets

Technical drawings

Wall mount 40 mm



Height adjustment: + - 4 mm

Wall mount 44 mm



Profiles

	Max. door width	Length			
Running track	500 mm	2000 mm	AAA.11000200.02	AAA.11000200.07	AAA.11000200.05
	750 mm	3000 mm	AAA.11000300.02	AAA.11000300.07	AAA.11000300.05
	1000 mm	4000 mm	AAA.11000400.02	AAA.11000400.07	AAA.11000400.05
	1500 mm	6000 mm	AAA.11000600.02	AAA.11000600.07	AAA.11000600.05
ESSI®-module (optional)		100 mm	AAA.11010010.02	AAA.11010010.07	AAA.11010010.05
Wall bracket		every 500 mm needed	AAA.01000000.01		
Bottom guiding track	1000 mm	1000 mm	AAA.15000100.00		
	1250 mm	1250 mm	AAA.15000125.00		
	1500 mm	1500 mm	AAA.15000150.00		
	2000 mm	2000 mm	AAA.15000200.00		
	3000 mm	3000 mm	AAA.15000300.00		
	6000 mm	6000 mm	AAA.15000600.00		

Fittings selection

Transverse suspension	Min. door width	Min. door width ESSI	Reference
Symmetric	427 mm	518 mm	AAA.20001000.00

Motorised set*

Transverse suspension with motor		Min. door width	Min. door width ESSI	Reference
Fittings	A-slide (max. 60 kg/door)	542 mm	542 mm	AAA.20031000.00
Belt	Min. belt length = (8 x door width) + 200 mm			(number of metres) x AK9.709.001
Remote control	for 1 channel			AM3.100.104.61
	for 4 channels			AM3.100.104.64

* see p.66 for more information

Every fitting set comes with all the rollers or softclose mechanisms, suspension, guiding systems and stoppers you need.

wall mount symmetric 50/54 mm without skirting with brackets

Technical drawings

Wall mount 50 mm



Height adjustment: + - 4 mm

Wall mount 54 mm



Profiles

	Max. door width	Length			
Running track	500 mm	2000 mm	AAA.11000200.02	AAA.11000200.07	AAA.11000200.05
	750 mm	3000 mm	AAA.11000300.02	AAA.11000300.07	AAA.11000300.05
	1000 mm	4000 mm	AAA.11000400.02	AAA.11000400.07	AAA.11000400.05
	1500 mm	6000 mm	AAA.11000600.02	AAA.11000600.07	AAA.11000600.05
ESSI®-module (optional)		100 mm	AAA.11010010.02	AAA.11010010.07	AAA.11010010.05
Wall bracket		every 500 mm needed	AAA.01100000.01		
Bottom guiding track	1000 mm	1000 mm	AAA.15000100.00		
	1250 mm	1250 mm	AAA.15000125.00		
	1500 mm	1500 mm	AAA.15000150.00		
	2000 mm	2000 mm	AAA.15000200.00		
	3000 mm	3000 mm	AAA.15000300.00		
	6000 mm	6000 mm	AAA.15000600.00		

Fittings selection

Transverse suspension	Min. door width	Min. door width ESSI	Reference
Symmetric	427 mm	518 mm	AAA.20001000.00

Motorised set*

Transverse suspension with motor		Min. door width	Min. door width ESSI	Reference
Fittings	A-slide (max. 60 kg/door)	542 mm	542 mm	AAA.20031000.00
Belt	Min. belt length = (8 x door width) + 200 mm			(number of metres) x AK9.709.001
Remote control	for 1 channel			AM3.100.104.61
	for 4 channels			AM3.100.104.64

* see p.66 for more information

Every fitting set comes with all the rollers or softclose mechanisms, suspension, guiding systems and stoppers you need.

wall mount symmetric 40/44 mm with skirting

Technical drawings

Wall mount 40 mm



Height adjustment: + - 4 mm

Wall mount 44 mm



Profiles

assemble your set

	Max. door width	Length			
Running track	500 mm 750 mm 1000 mm 1500 mm	2000 mm 3000 mm 4000 mm 6000 mm	AAA.11000200.02 AAA.11000300.02 AAA.11000400.02 AAA.11000600.02	AAA.11000200.07 AAA.11000300.07 AAA.11000400.07 AAA.11000600.07	AAA.11000200.05 AAA.11000300.05 AAA.11000400.05 AAA.11000600.05
ESSI®-module (optional)		100 mm	AAA.11010010.02	AAA.11010010.07	AAA.11010010.05
Wall profile	500 mm 750 mm 1000 mm 1500 mm	2000 mm 3000 mm 4000 mm 6000 mm	AAA.13100200.02 AAA.13100300.02 AAA.13100400.02 AAA.13100600.02	AAA.13100200.07 AAA.13100300.07 AAA.13100400.07 AAA.13100600.07	AAA.13100200.05 AAA.13100300.05 AAA.13100400.05 AAA.13100600.05
+ mounting set	1 per 3 meter	100 mm		AAA.13010000.07	
Cover profile	500 mm 750 mm 1000 mm 1500 mm	2000 mm 3000 mm 4000 mm 6000 mm	AAA.12000200.02 AAA.12000300.02 AAA.12000400.02 AAA.12000600.02	AAA.12000200.07 AAA.12000300.07 AAA.12000400.07 AAA.12000600.07	AAA.12000200.05 AAA.12000300.05 AAA.12000400.05 AAA.12000600.05
+ narrow clips 1 per metre of cover profile		100 mm		AAA.12010010.07	
Set of end caps			AAA.92010000.02	AAA.92010000.07	AAA.92010000.05
Seal	500 mm 750 mm 1000 mm 1500 mm	2000 mm 3000 mm 4000 mm 6000 mm	AAA.12010200.02 AAA.12010300.02 AAA.12010400.02 AAA.12010600.02	AAA.12010200.07 AAA.12010300.07 AAA.12010400.07 AAA.12010600.07	
Bottom guiding track	1000 mm 1250 mm 1500 mm 2000 mm 3000 mm 6000 mm	1000 mm 1250 mm 1500 mm 2000 mm 3000 mm 6000 mm	AAA.15000100.00 AAA.15000125.00 AAA.15000150.00 AAA.15000200.00 AAA.15000300.00 AAA.15000600.00		

Fittings selection

Transverse suspension	Min. door width	Min. door width ESSI	Reference
Symmetric	427 mm	518 mm	AAA.20001000.00

Motorised set*

Transverse suspension with motor		Min. door width	Min. door width ESSI	Reference
Fittings	A-slide** (max. 60 kg/door)	542 mm	542 mm	AAA.20031000.00
Belt	Min. belt length = (8 x door width) + 200 mm			(number of metres) x AK9.709.001
Remote control	for 1 channel			AM3.100.104.61
	for 4 channels			AM3.100.104.64

* see p.66 for more information
** For matching end caps and clips, see p. 43.

Every fitting set comes with all the rollers or softclose mechanisms, suspension, guiding systems and stoppers you need.

wall mount symmetric 40/44 mm with skirting and brackets

Technical drawings

Wall mount 40 mm



Height adjustment: + - 4 mm

Wall mount 44 mm



Profiles

	Max. door width	Length			
Running track	500 mm 750 mm 1000 mm 1500 mm	2000 mm 3000 mm 4000 mm 6000 mm	AAA.11000200.02 AAA.11000300.02 AAA.11000400.02 AAA.11000600.02	AAA.11000200.07 AAA.11000300.07 AAA.11000400.07 AAA.11000600.07	AAA.11000200.05 AAA.11000300.05 AAA.11000400.05 AAA.11000600.05
ESSI®-module (optional)		100 mm	AAA.11010010.02	AAA.11010010.07	AAA.11010010.05
Wall bracket		every 500 mm needed	AAA.01100000.01		
Bottom guiding track	1000 mm 1250 mm 1500 mm 2000 mm 3000 mm 6000 mm	1000 mm 1250 mm 1500 mm 2000 mm 3000 mm 6000 mm	AAA.15000100.00 AAA.15000125.00 AAA.15000150.00 AAA.15000200.00 AAA.15000300.00 AAA.15000600.00		

Fittings selection

Transverse suspension	Min. door width	Min. door width ESSI	Reference
Symmetric	427 mm	518 mm	AAA.20001000.00

Motorised set*

Transverse suspension with motor		Min. door width	Min. door width ESSI	Reference
Fittings	A-slide (max. 60 kg/door)	542 mm	542 mm	AAA.20031000.00
Belt	Min. belt length = (8 x door width) + 200 mm			(number of metres) x AK9.709.001
Remote control	for 1 channel			AM3.100.104.61
	for 4 channels			AM3.100.104.64

* see p.66 for more information

Every fitting set comes with all the rollers or softclose mechanisms, suspension, guiding systems and stoppers you need.

Xperta 100 kg
TELESCOPIC

This silent system is available in two versions, one with a belt and one with nodges. In the belt version, all doors move simultaneously so they reach their end point at the same time. In the second version, the nodges move one panel after another.

PROFILE LENGTH

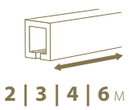

2 | 3 | 4 | 6 M

INSTALLATION

DOOR THICKNESS

40 MM

DOOR WEIGHT

anodised aluminium

black textured coating
RAL 9005

white textured coating
RAL 9016

dual telescopic ceiling mount 40 mm

Technical drawings

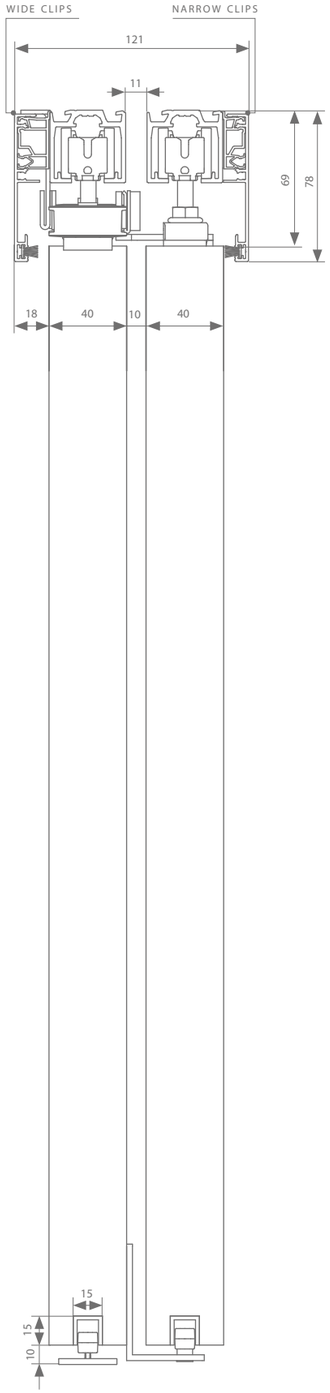

Height adjustment: + - 4 mm

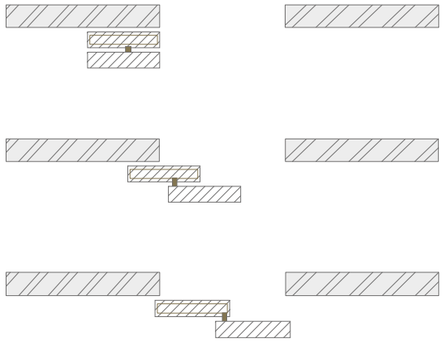

Profiles

assemble your set

	Max. door width	Length			
Running track	667 mm	2000 mm	AAA.11000200.02	AAA.11000200.07	AAA.11000200.05
	1000 mm	3000 mm	AAA.11000300.02	AAA.11000300.07	AAA.11000300.05
	1334 mm	4000 mm	AAA.11000400.02	AAA.11000400.07	AAA.11000400.05
	2000 mm	6000 mm	AAA.11000600.02	AAA.11000600.07	AAA.11000600.05
ESSI®-module (optional)		100 mm	AAA.11010010.02	AAA.11010010.07	AAA.11010010.05
Cover profile	667 mm	2000 mm	AAA.12000200.02	AAA.12000200.07	AAA.12000200.05
	1000 mm	3000 mm	AAA.12000300.02	AAA.12000300.07	AAA.12000300.05
	1334 mm	4000 mm	AAA.12000400.02	AAA.12000400.07	AAA.12000400.05
	2000 mm	6000 mm	AAA.12000600.02	AAA.12000600.07	AAA.12000600.05
+ narrow clips 1 per metre of cover profile		100 mm		AAA.12010010.07	
+ wide clips 1 per metre of cover profile		100 mm 1000 mm		AAA.12020010.07 AAA.12020100.07	
Seal	667 mm	2000 mm	AAA.12010200.02	AAA.12010200.07	
	1000 mm	3000 mm	AAA.12010300.02	AAA.12010300.07	
	1334 mm	4000 mm	AAA.12010400.02	AAA.12010400.07	
	2000 mm	6000 mm	AAA.12010600.02	AAA.12010600.07	
Bottom guiding track	1000 mm	1000 mm	AAA.15000100.00		
	1250 mm	1250 mm	AAA.15000125.00		
	1500 mm	1500 mm	AAA.15000150.00		
	2000 mm	2000 mm	AAA.15000200.00		
	3000 mm	3000 mm	AAA.15000300.00		
	6000 mm	6000 mm	AAA.15000600.00		

Fittings selection

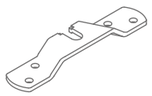

Transverse suspension		Min. door width	Min. door width ESSI	Reference
2 x telescopic	1x necessary	426 mm	472 mm	AAA.20003000.00
Belt	Min. belt length = (2 x door width) + 400 mm			(number of metres) x AK9.709.001

Motorised set*

Transverse suspension with motor		Min. door width	Min. door width ESSI	Reference
Fittings	A-slide** (max. 60 kg/door)	742 mm	805 mm	AAA.20033000.00
Belt	Min. belt length = (8 x door width) + 600 mm			(number of metres) x AK9.709.001
Remote control	for 1 channel			AM3.100.104.61
	for 4 channels			AM3.100.104.64

* see p.66 for more information
Every fitting set comes with all the rollers or softclose mechanisms, suspension, guiding systems and stoppers you need.
** Cannot be combined with cover profiles and end caps

dual parallel ceiling mount 40 mm

Technical drawings

Parallel ceiling mount 1



Height adjustment: + - 4 mm

Parallel ceiling mount 2



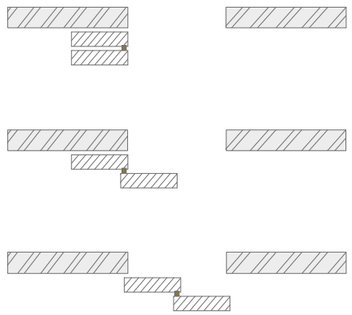

Profiles

	Max. door width	Length			
Running track	667 mm	2000 mm	AAA.11000200.02	AAA.11000200.07	AAA.11000200.05
	1000 mm	3000 mm	AAA.11000300.02	AAA.11000300.07	AAA.11000300.05
	1334 mm	4000 mm	AAA.11000400.02	AAA.11000400.07	AAA.11000400.05
	2000 mm	6000 mm	AAA.11000600.02	AAA.11000600.07	AAA.11000600.05
ESSI®-module (optional)		100 mm	AAA.11010010.02	AAA.11010010.07	AAA.11010010.05
Cover profile	667 mm	2000 mm	AAA.12000200.02	AAA.12000200.07	AAA.12000200.05
	1000 mm	3000 mm	AAA.12000300.02	AAA.12000300.07	AAA.12000300.05
	1334 mm	4000 mm	AAA.12000400.02	AAA.12000400.07	AAA.12000400.05
	2000 mm	6000 mm	AAA.12000600.02	AAA.12000600.07	AAA.12000600.05
+ narrow clips 1 per metre of cover profile		100 mm		AAA.12010010.07	
Seal	667 mm	2000 mm	AAA.12010200.02	AAA.12010200.07	
	1000 mm	3000 mm	AAA.12010300.02	AAA.12010300.07	
	1334 mm	4000 mm	AAA.12010400.02	AAA.12010400.07	
	2000 mm	6000 mm	AAA.12010600.02	AAA.12010600.07	
Bottom guiding track	1000 mm	1000 mm	AAA.15000100.00		
	1250 mm	1250 mm	AAA.15000125.00		
	1500 mm	1500 mm	AAA.15000150.00		
	2000 mm	2000 mm	AAA.15000200.00		
	3000 mm	3000 mm	AAA.15000300.00		
	6000 mm	6000 mm	AAA.15000600.00		

Fittings selection

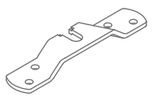

Transverse suspension		Min. door width	Min. door width ESSI	Reference
With 2 stoppers	2x necessary	330 mm	424 mm	AAA.20000000.00
With double-action softclose	2x necessary	661 mm	755 mm	AAA.20020000.00
+ 2 x parallel	1x necessary			AAA.20002000.00

Every fitting set comes with all the rollers or softclose mechanisms, suspension, guiding systems and stoppers you need.

compact dual parallel ceiling mount 40 mm

Technical drawings



Height adjustment: + 0 / -5 mm

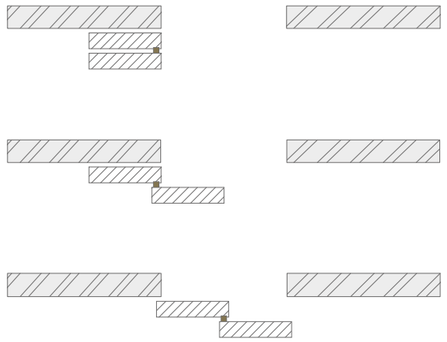

Profiles

	Max. door width	Length			
Running track	667 mm	2000 mm	AAA.11000200.02	AAA.11000200.07	AAA.11000200.05
	1000 mm	3000 mm	AAA.11000300.02	AAA.11000300.07	AAA.11000300.05
	1334 mm	4000 mm	AAA.11000400.02	AAA.11000400.07	AAA.11000400.05
	2000 mm	6000 mm	AAA.11000600.02	AAA.11000600.07	AAA.11000600.05
ESSI®-module (optional)		100 mm	AAA.11010010.02	AAA.11010010.07	AAA.11010010.05
Bottom guiding track	1000 mm	1000 mm	AAA.15000100.00		
	1250 mm	1250 mm	AAA.15000125.00		
	1500 mm	1500 mm	AAA.15000150.00		
	2000 mm	2000 mm	AAA.15000200.00		
	3000 mm	3000 mm	AAA.15000300.00		
	6000 mm	6000 mm	AAA.15000600.00		

Fittings selection

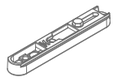

Transverse suspension			Min. door width	Min. door width ESSI	Reference
Manual-Fix	With 2 stoppers	2x necessary	345 mm	446 mm	AAA.20100000.00
	Double-action softclose	2x necessary	672 mm	772 mm	AAA.20120000.00
Auto-Fix	With 2 stoppers	2x necessary	345 mm	446 mm	AAA.20200000.00
	Double-action softclose	2x necessary	672 mm	772 mm	AAA.20220000.00
+ 2 x parallel		1x necessary			AAA.20002000.00

Every fitting set comes with all the rollers or softclose mechanisms, suspension, guiding systems and stoppers you need.

triple telescopic ceiling mount 40 mm

Technical drawings



Height adjustment: + - 4 mm

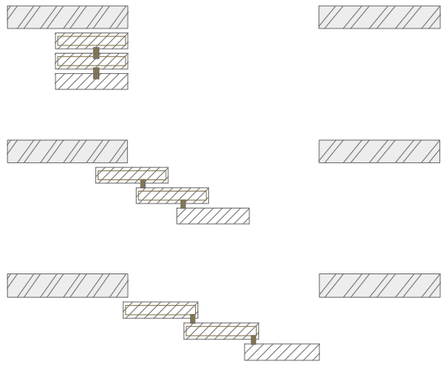

Profiles

	Max. door width	Length			
Running track	500 mm 750 mm 1000 mm 1500 mm	2000 mm 3000 mm 4000 mm 6000 mm	AAA.11000200.02 AAA.11000300.02 AAA.11000400.02 AAA.11000600.02	AAA.11000200.07 AAA.11000300.07 AAA.11000400.07 AAA.11000600.07	AAA.11000200.05 AAA.11000300.05 AAA.11000400.05 AAA.11000600.05
ESSI®-module (optional)		100 mm	AAA.11010010.02	AAA.11010010.07	AAA.11010010.05
Cover profile	500 mm 750 mm 1000 mm 1500 mm	2000 mm 3000 mm 4000 mm 6000 mm	AAA.12000200.02 AAA.12000300.02 AAA.12000400.02 AAA.12000600.02	AAA.12000200.07 AAA.12000300.07 AAA.12000400.07 AAA.12000600.07	AAA.12000200.05 AAA.12000300.05 AAA.12000400.05 AAA.12000600.05
+ narrow clips 1 per metre of cover profile		100 mm		AAA.12010010.07	
+ wide clips 1 per metre of cover profile		100 mm 1000 mm		AAA.12020010.07 AAA.12020100.07	
Seal	500 mm 750 mm 1000 mm 1500 mm	2000 mm 3000 mm 4000 mm 6000 mm	AAA.12010200.02 AAA.12010300.02 AAA.12010400.02 AAA.12010600.02	AAA.12010200.07 AAA.12010300.07 AAA.12010400.07 AAA.12010600.07	
Bottom guiding track	1000 mm 1250 mm 1500 mm 2000 mm 3000 mm 6000 mm	1000 mm 1250 mm 1500 mm 2000 mm 3000 mm 6000 mm	AAA.15000100.00 AAA.15000125.00 AAA.15000150.00 AAA.15000200.00 AAA.15000300.00 AAA.15000600.00		

Fittings selection

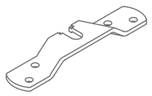

Transverse suspension		Min. door width	Min. door width ESSI	Reference
3 x telescopic	1x necessary	426 mm	472 mm	AAA.20005000.00
Belt	Min. belt length = (4 x door width) + 400 mm			(number of metres) x AK9.709.001

Motorised set*

Transverse suspension with motor		Min. door width	Min. door width ESSI	Reference
Fittings	A-slide** (max. 40 kg/door, 1x necessary)	742 mm	805 mm	AAA.20033000.00
Belt	Min. belt length = (12 x door width) + 600 mm			(number of metres) x AK9.709.001
Remote control	for 1 channel			AM3.100.104.61
	for 4 channels			AM3.100.104.64

* see p.66 for more information
Every fitting set comes with all the rollers or softclose mechanisms, suspension, guiding systems and stoppers you need.
** Cannot be combined with cover profiles and end caps

triple parallel ceiling mount 40 mm

Technical drawings

Parallel ceiling mount 1



Height adjustment: + - 4 mm

Parallel ceiling mount 2



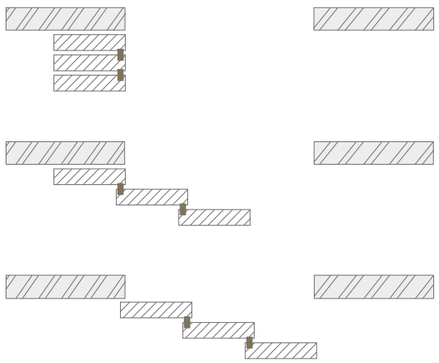

Profiles

	Max. door width	Length			
Running track	500 mm	2000 mm	AAA.11000200.02	AAA.11000200.07	AAA.11000200.05
	750 mm	3000 mm	AAA.11000300.02	AAA.11000300.07	AAA.11000300.05
	1000 mm	4000 mm	AAA.11000400.02	AAA.11000400.07	AAA.11000400.05
	1500 mm	6000 mm	AAA.11000600.02	AAA.11000600.07	AAA.11000600.05
ESSI®-module (optional)		100 mm	AAA.11010010.02	AAA.11010010.07	AAA.11010010.05
Cover profile	500 mm	2000 mm	AAA.12000200.02	AAA.12000200.07	AAA.12000200.05
	750 mm	3000 mm	AAA.12000300.02	AAA.12000300.07	AAA.12000300.05
	1000 mm	4000 mm	AAA.12000400.02	AAA.12000400.07	AAA.12000400.05
	1500 mm	6000 mm	AAA.12000600.02	AAA.12000600.07	AAA.12000600.05
+ narrow clips 1 per metre of cover profile		100 mm		AAA.12010010.07	
Seal	500 mm	2000 mm	AAA.12010200.02	AAA.12010200.07	
	750 mm	3000 mm	AAA.12010300.02	AAA.12010300.07	
	1000 mm	4000 mm	AAA.12010400.02	AAA.12010400.07	
	1500 mm	6000 mm	AAA.12010600.02	AAA.12010600.07	
Bottom guiding track	1000 mm	1000 mm	AAA.15000100.00		
	1250 mm	1250 mm	AAA.15000125.00		
	1500 mm	1500 mm	AAA.15000150.00		
	2000 mm	2000 mm	AAA.15000200.00		
	3000 mm	3000 mm	AAA.15000300.00		
	6000 mm	6000 mm	AAA.15000600.00		

Fittings selection

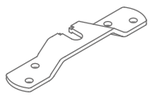

Transverse suspension		Min. door width	Min. door width ESSI	Reference
With 2 stoppers	3x necessary	330 mm	424 mm	AAA.20000000.00
With double-action softclose	3x necessary	661 mm	755 mm	AAA.20020000.00
+ 3 x parallel	1x necessary			AAA.20004000.00

Every fitting set comes with all the rollers or softclose mechanisms, suspension, guiding systems and stoppers you need.

compact triple parallel ceiling mount 40 mm

Technical drawings



Height adjustment: +0 / - 5 mm

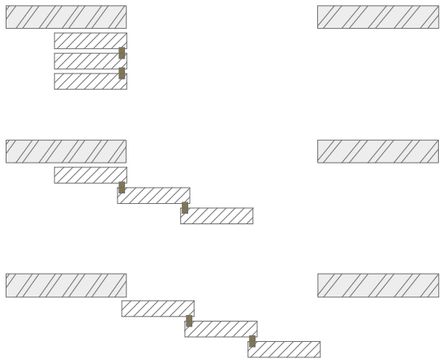

Profiles

	Max. door width	Length			
Running track	500 mm	2000 mm	AAA.11000200.02	AAA.11000200.07	AAA.11000200.05
	750 mm	3000 mm	AAA.11000300.02	AAA.11000300.07	AAA.11000300.05
	1000 mm	4000 mm	AAA.11000400.02	AAA.11000400.07	AAA.11000400.05
	1500 mm	6000 mm	AAA.11000600.02	AAA.11000600.07	AAA.11000600.05
ESSI®-module (optional)		100 mm	AAA.11010010.02	AAA.11010010.07	AAA.11010010.05
Bottom guiding track	1000 mm	1000 mm	AAA.15000100.00		
	1250 mm	1250 mm	AAA.15000125.00		
	1500 mm	1500 mm	AAA.15000150.00		
	2000 mm	2000 mm	AAA.15000200.00		
	3000 mm	3000 mm	AAA.15000300.00		
	6000 mm	6000 mm	AAA.15000600.00		

Fittings selection

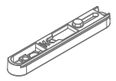

Transverse suspension			Min. door width	Min. door width ESSI	Reference
Manual-Fix	With 2 stoppers	3x necessary	345 mm	446 mm	AAA.20100000.00
	Double-action softclose	3x necessary	672 mm	772 mm	AAA.20120000.00
Auto-Fix	With 2 stoppers	3x necessary	345 mm	446 mm	AAA.20200000.00
	Double-action softclose	3x necessary	672 mm	772 mm	AAA.20220000.00
+ 3 x parallel		1x necessary			AAA.20004000.00

Every fitting set comes with all the rollers or softclose mechanisms, suspension, guiding systems and stoppers you need.

a-slide
MOTORISATION

The a-slide is the intelligent motorisation system for Xperta. The motor is mounted at the end of the Xperta running track and connected to the door leaf via a belt. One single a-slide can drive a single door, a symmetrical double door or a telescopic system, with a maximum combined door weight of 120 kg.

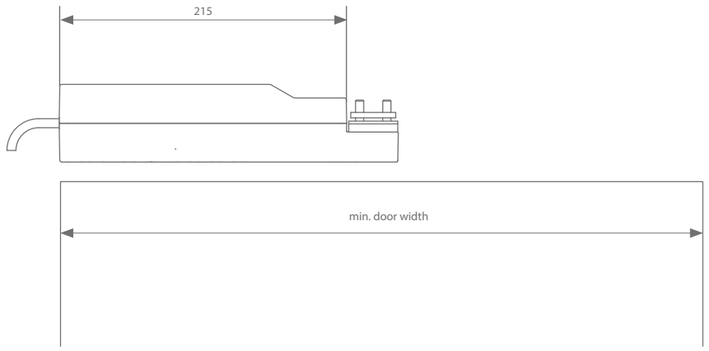

The a-slide can be operated with a wired push button or wirelessly with the optional remote control. When connected to a suitable switch module, the motor can also be integrated into a home automation system. Once connected, the motor is immediately ready for use. The handy ARLU® app allows for easy adjustment of the automatic sliding door settings to any situation.

DOWNLOAD APP

Max. weight	**120 kg**
Connection	230V AC ~50HZ / 50W
Movement	Straight-sliding Symmetrical Telescopic
Remote controls	Switching via phase wire or remote control ARLU–app (Bluetooth and WiFi-interface)
Mode	Standard Self-closing
Speed	Adjustable up to 30 cm/s

Basic motorised set*

		Reference
Fittings	A-slide	AAA.20030000.00
Belt	Min. belt length = (4 x door width) + 200 mm	(number of metres) x AK9.709.001
Remote control	for 1 channels	AM3.100.104.61
	for 4 channels	AM3.100.104.64

Every fitting set comes with all the rollers or softclose mechanisms, suspension, guiding systems and stoppers you need.
* Items for symmetric and telescopic doors, see previous pages..

02

XPERTA GLASS

As a specialist in sliding door systems, ARLU® has provided the necessary solutions for glass sliding doors in the Xperta range. Market needs have again been taken into account here, and benefits such as the double-action silent softclose feature have been included. The glass panels are suspended from a unique glass clamp that is suitable for glass thicknesses of 8, 10 and 12 mm.



why choose Xperta?

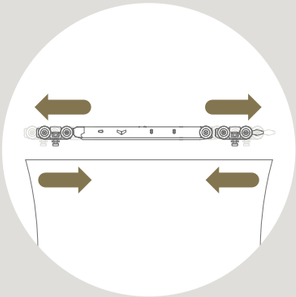

DOUBLE-ACTION SOFTCLOSE

for gentle opening and closing of doors. The compact design makes it suitable for extremely narrow doors.

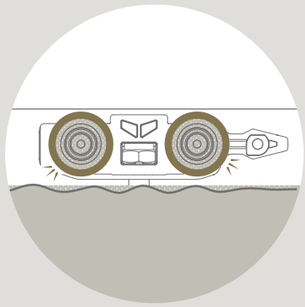

MINIMUM ROLLING RESISTANCE, MAXIMUM NOISE REDUCTION

thanks to wheels with a hard running surface and soft core.

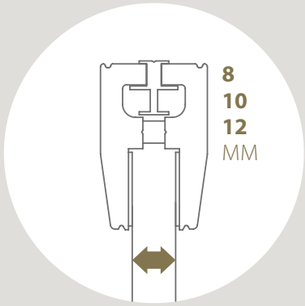

UNIVERSAL GLASS CLAMP

for 8, 10 or 12 mm glass

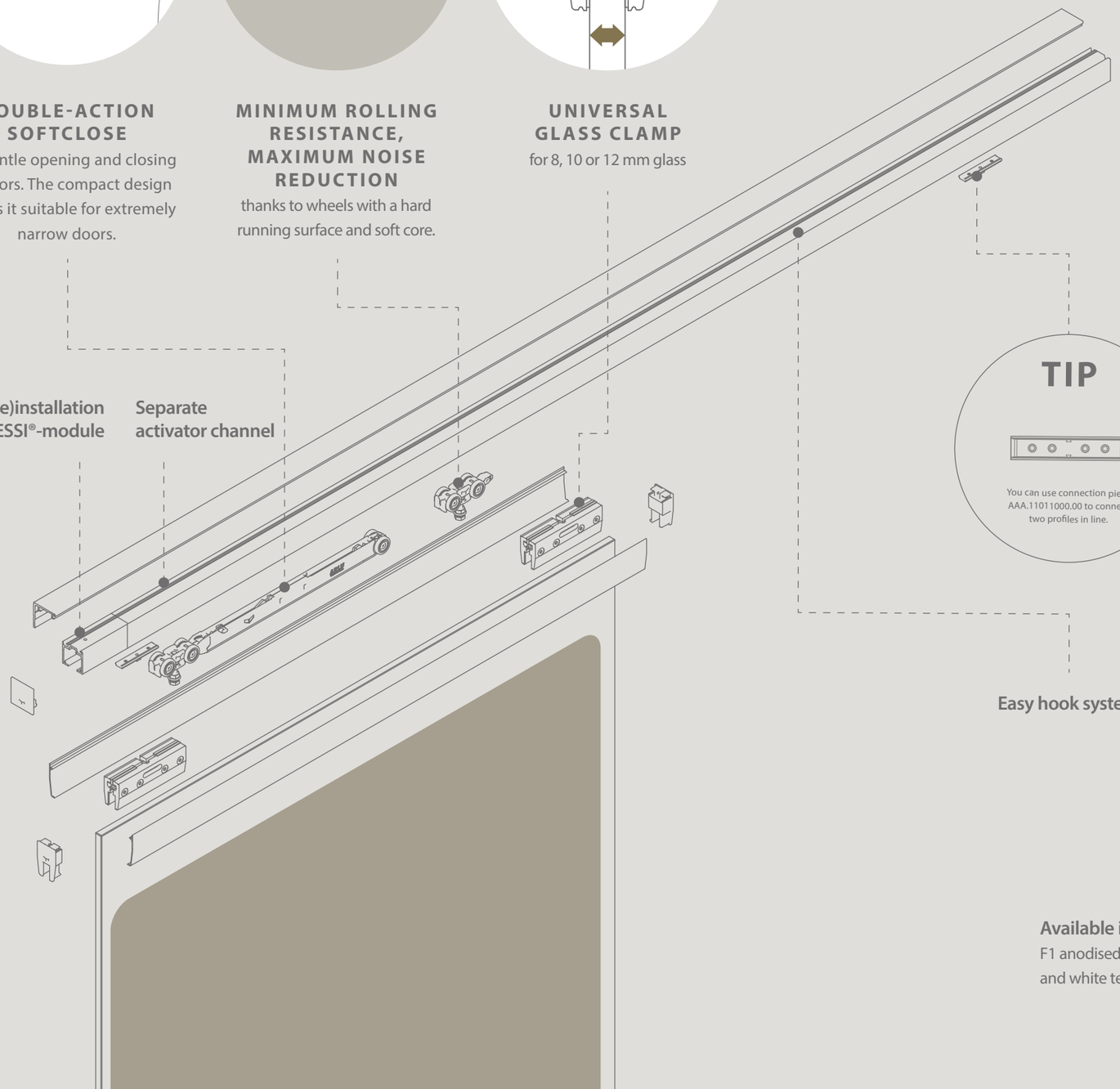

TIP

You can use connection piece AAA.11011000.00 to connect two profiles in line.

Easy hook system

Soft U-guide

Xperta is a universal solution for glass doors up to 100 kg. The unique running track and silent rollers ensure optimal movement of every sliding door. Xperta can be mounted with matching wall and cover profiles, or with the running track directly under the ceiling.

The Xperta invisible running track allows for an even sleeker finish in a suspended ceiling.

Available in three colours

F1 anodised aluminium, black and white textured coating

Xperta
SINGLE DOOR

Xperta sliding doors stand out for their quiet operation, versatility, intuitive installation, sleek design and durability. The double-action softclose makes the operation even more comfortable. Glass panels of 8, 10 and 12 mm can be applied thanks to the universal glass clamps. These clamps are hidden behind the cover profile and end pieces.

PROFILE LENGTH

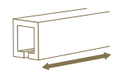

2 | 3 | 4 | 6 M

INSTALLATION

DOOR WEIGHT

anodised aluminium

black textured coating
RAL 9005

white textured coating
RAL 9016

ceiling mount 8/10/12 mm

Technical drawings

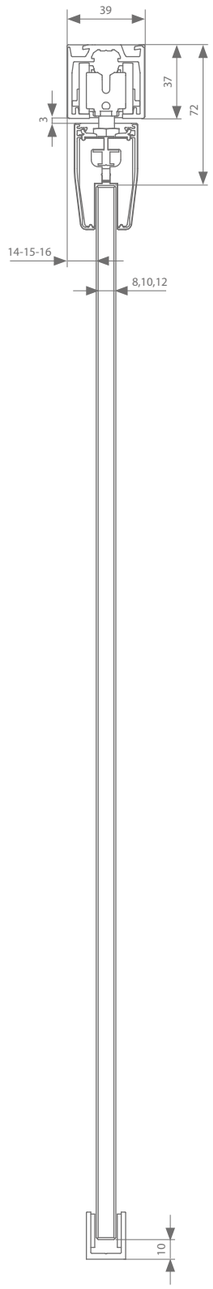

Height adjustment: + 0 / - 5 mm

Profiles

	Max. door width	Length			
Running track	1000 mm	2000 mm	AAA.11000200.02	AAA.11000200.07	AAA.11000200.05
	1500 mm	3000 mm	AAA.11000300.02	AAA.11000300.07	AAA.11000300.05
	2000 mm	4000 mm	AAA.11000400.02	AAA.11000400.07	AAA.11000400.05
	3000 mm	6000 mm	AAA.11000600.02	AAA.11000600.07	AAA.11000600.05
ESSI®-module (optional)		100 mm	AAA.11010010.02	AAA.11010010.07	AAA.11010010.05
Set of end caps			AAA.91000000.02	AAA.91000000.07	AAA.91000000.05
Cover profile	1000 mm	2000 mm	AAB.12100200.02	AAB.12100200.07	AAB.12100200.05
	1500 mm	3000 mm	AAB.12100300.02	AAB.12100300.07	AAB.12100300.05
	2000 mm	4000 mm	AAB.12100400.02	AAB.12100400.07	AAB.12100400.05
	3000 mm	6000 mm	AAB.12100600.02	AAB.12100600.07	AAB.12100600.05
		Glass thickness			
End cap glass clamp		8 mm	AAB.92110000.02	AAB.92110000.07	AAB.92110000.05
		10 mm	AAB.92120000.02	AAB.92120000.07	AAB.92120000.05
		12 mm	AAB.92130000.02	AAB.92130000.07	AAB.92130000.05

Fittings selection

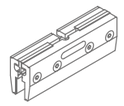

Compact suspension	Min. door width	Min. door width ESSI	Reference
With 2 stoppers	367 mm	453 mm	AAB.20000000.00
With double-action softclose	611 mm	670 mm	AAB.20020000.00

Every fitting set comes with all the rollers or softclose mechanisms, suspension, guiding systems and stoppers you need.

wall mount 8/10/12 mm

Technical drawings

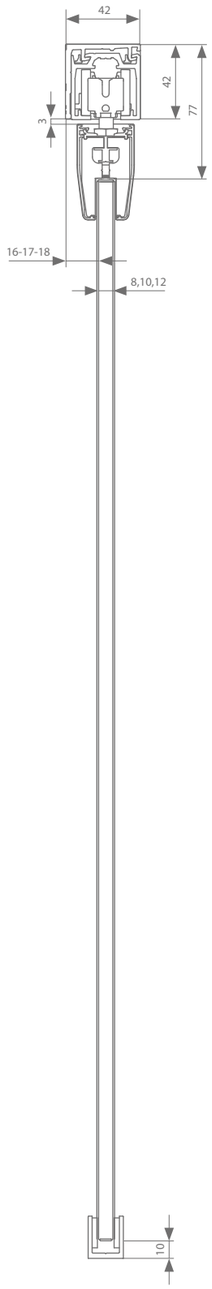

Height adjustment: + 0 / - 5 mm

Profiles

	Max. door width	Length			
Running track	1000 mm	2000 mm	AAA.11000200.02	AAA.11000200.07	AAA.11000200.05
	1500 mm	3000 mm	AAA.11000300.02	AAA.11000300.07	AAA.11000300.05
	2000 mm	4000 mm	AAA.11000400.02	AAA.11000400.07	AAA.11000400.05
	3000 mm	6000 mm	AAA.11000600.02	AAA.11000600.07	AAA.11000600.05
ESSI®-module (optional)		100 mm	AAA.11010010.02	AAA.11010010.07	AAA.11010010.05
Wall profile	1000 mm	2000 mm	AAB.13200200.02	AAB.13200200.07	AAB.13200200.05
	1500 mm	3000 mm	AAB.13200300.02	AAB.13200300.07	AAB.13200300.05
	2000 mm	4000 mm	AAB.13200400.02	AAB.13200400.07	AAB.13200400.05
	3000 mm	6000 mm	AAB.13200600.02	AAB.13200600.07	AAB.13200600.05
+ mounting set				AAA.13010000.07	
Set of end caps			AAB.93200000.02	AAB.93200000.07	AAB.93200000.05
Cover profile	1000 mm	2000 mm	AAB.12100200.02	AAB.12100200.07	AAB.12100200.05
	1500 mm	3000 mm	AAB.12100300.02	AAB.12100300.07	AAB.12100300.05
	2000 mm	4000 mm	AAB.12100400.02	AAB.12100400.07	AAB.12100400.05
	3000 mm	6000 mm	AAB.12100600.02	AAB.12100600.07	AAB.12100600.05
		Glass thickness			
End cap glass clamp		8 mm	AAB.92110000.02	AAB.92110000.07	AAB.92110000.05
		10 mm	AAB.92120000.02	AAB.92120000.07	AAB.92120000.05
		12 mm	AAB.92130000.02	AAB.92130000.07	AAB.92130000.05

Fittings selection

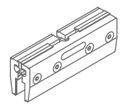

Compact suspension	Min. door width	Min. door width ESSI	Reference
With 2 stoppers	367 mm	453 mm	AAB.20000000.00
With double-action softclose	611 mm	670 mm	AAB.20020000.00

Every fitting set comes with all the rollers or softclose mechanisms, suspension, guiding systems and stoppers you need.

Xperta

FLUSH INTO CEILING

The Xperta invisible glass is the ultimate solution for ceiling high applications where the profile is seamlessly integrated into a suspended ceiling. The profile can be finished with standard plasterboard, or whatever skirting that might be chosen.

PROFILE LENGTH

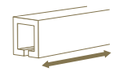

2 | 3 | 4 | 6 M

INSTALLATION

DOOR WEIGHT

grey anodised aluminium

black anodised aluminium

white matte coating RAL 9016

Xperta invisible 8/10/12 mm

Technical drawings

For suspended ceiling



Height adjustment: +0 / - 5 mm

For plasterboard



Height adjustment: +0 / - 5 mm

Profiles

	Max. door width	Length			
Running track	1000 mm 1500 mm 2000 mm 3000 mm	2000 mm 3000 mm 4000 mm 6000 mm	AAA.11100200.02 AAA.11100300.02 AAA.11100400.02 AAA.11100600.02	AAA.11100200.07 AAA.11100300.07 AAA.11100400.07 AAA.11100600.07	AAA.11100200.05 AAA.11100300.05 AAA.11100400.05 AAA.11100600.05
ESSI®-module (optional)		100 mm	AAA.11110010.02	AAA.11110010.07	AAA.11110010.05
Extra cover profile for suspended ceilings	1000 mm 1500 mm 2000 mm 3000 mm	2000 mm 3000 mm 4000 mm 6000 mm			AAA.11120200.05 AAA.11120300.05 AAA.11120400.05 AAA.11120600.05
				*	*
Cover profile	1000 mm 1500 mm 2000 mm 3000 mm	2000 mm 3000 mm 4000 mm 6000 mm	AAB.12100200.02 AAB.12100300.02 AAB.12100400.02 AAB.12100600.02	AAB.12100200.07 AAB.12100300.07 AAB.12100400.07 AAB.12100600.07	AAB.12100200.05 AAB.12100300.05 AAB.12100400.05 AAB.12100600.05
		Glass thickness			
End cap glass clamp		8 mm 10 mm 12 mm	AAB.92110000.02 AAB.92120000.02 AAB.92130000.02	AAB.92110000.07 AAB.92120000.07 AAB.92130000.07	AAB.92110000.05 AAB.92120000.05 AAB.92130000.05

* black textured coating RAL 9005, white textured coating RAL 9016

Fittings selection

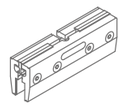

Compact suspension	Min. door width	Min. door width ESSI	Reference
With 2 stoppers	367 mm	453 mm	AAB.20000000.00
With double-action softclose	611 mm	670 mm	AAB.20020000.00

Every fitting set comes with all the rollers or softclose mechanisms, suspension, guiding systems and stoppers you need.

!

THIS BROCHURE IS UPDATED REGULARLY.
YOU CAN ALWAYS FIND THE MOST UP-TO-DATE VERSION ON OUR WEBSITE.

ARLU®
OPENING DOORS

Ter Vlucht 2
8850 Ardooie
Belgium

+32 (0)51 27 05 00
info@arlu.be
WWW.ARLU.BE

L3000079

©L3000079 12/23 English