



**GREENOMY**



**ACCELERATING THE TRANSITION  
TO A SUSTAINABLE FUTURE**

# YOUR EUROPEAN SUSTAINABLE FINANCE REPORTING SOLUTION

- ▶ Prepare your EU Taxonomy/SFDR/CSRD reports with our digital solutions
- ▶ Greenomy, your one-stop sustainability reporting SaaS



**OUR SAAS STREAMLINES THE COLLECTION OF DATA NECESSARY TO AUTOMATICALLY ASSESS YOUR EU TAXONOMY/SFDR COMPLIANCE ALIGNMENT**



**GREENOMY IS A CLOUD-BASED PLATFORM CONNECTING COMPANIES, AUDITORS, FINANCIAL INSTITUTIONS AND DATA PROVIDERS**

## EASY ACTIVITY SCREENING

Companies can calculate their EU Taxonomy eligibility/alignment by Turnover, CapEx and OpEx



## SCREEN PORTFOLIOS

Investors have access to accurate data coming straight from investees and data providers



## LOAN BOOK SCREENING

Lenders can engage directly with corporates borrowers to assess their Green Asset Ratio



## CERTIFIABLE & MACHINE READABLE REPORTS

Non-financial reports are generated and are certifiable by auditors directly onto the platform



**RETRIEVE RAW TAXONOMY DATA** Connect through our API and go beyond estimates

**TRANSITION TOOL** Processing reported data to guide organisations along the EU Taxonomy's transition path to carbon neutrality by 2050



Book a demo at [www.greenomy.io](http://www.greenomy.io)

# YOUR EUROPEAN SUSTAINABLE FINANCE REPORTING SOLUTION

## Are you ready to comply with EU Sustainable Finance regulation?

Greenomy offers Companies and Financial Institutions a one-stop platform to report and comply with the new EU Sustainable Finance Reporting regulations.

### EU TAXONOMY

Report EU Taxonomy eligibility and alignment by Turnover, CapEx and OpEx for corporate activities, investment portfolios and the Green Asset Ratio for loan books.

### SFDR

Generate your Principal Adverse Impact (PAI) assessment at both product and entity level.

## WHY CHOOSE GREENOMY'S EU TAXONOMY & SFDR REPORTING SOLUTION?

- ▶ Translates thousands of pages of legislation into a **simple to use** platform to compute the **relevant metrics** for your company, investments or debt.
- ▶ A **self-guided** process to retrieve raw **EU Taxonomy/SFDR data** from our API and go beyond estimates
- ▶ In **one-click** complete your **Sustainability Reporting** including Substantial Contribution, DNSH, Minimum Social Safeguards and PAI KPIs
- ▶ France's largest private equity is screening their portfolio with Greenomy's **Investor Portal**
- ▶ A major market infrastructure provider is using Greenomy's **Company Portal** to screen listed issuers
- ▶ Various major European banks are exploring Greenomy's **Lender Portal** to screen their loan books



**Greenomy is the most mature solution on the market for EU Taxonomy screening**

- Head of Sustainability at leading global energy company

**Greenomy's SaaS Portal is exactly what we are looking for to update our IT infrastructure and ensure compliance on time**

- Head of Sustainable Finance at major European bank

## TRUSTED BY

Deloitte

BAIN & COMPANY

accenture

inetum

OLIVER WYMAN

manaos

Laragon  
SUSTAINABILITY SOLUTIONS

sustainable  
capital  
group

ABN-AMRO

bpifrance ecovadis

Wolters Kluwer  
enablon

MFEX

TEMENOS

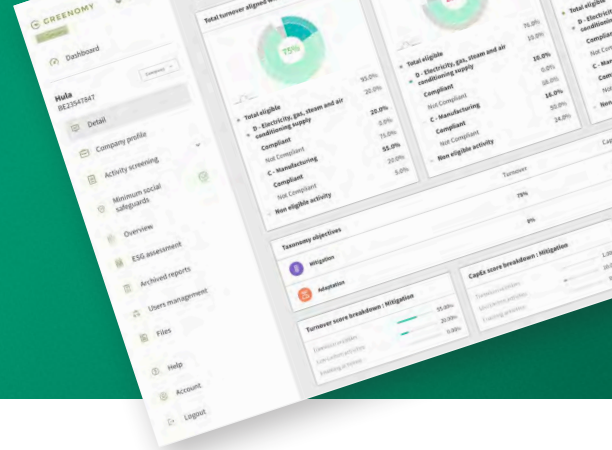
euroclear

ALLEN & OVERY

SAP

Contact us at [hello@greenomy.io](mailto:hello@greenomy.io)

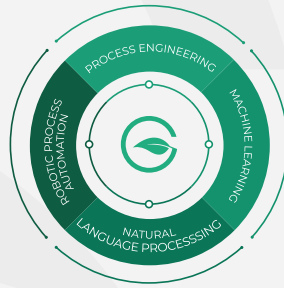
# COMPANY PLATFORM



**COMPANIES CAN EASILY PERFORM THEIR ACTIVITY SCREENING, CALCULATING THEIR EU TAXONOMY ELIGIBILITY/ALIGNMENT BY TURNOVER, CAPEX AND OPEX**

## POOL EXTERNAL DATA

- Public domain
- ESG data providers
- Supply chain analysis
- Life Cycle Assessment
- IoT sensors
- Controversies screening



## IMPORT INTERNAL DATA

- Company reports
- Corporate database/ ERP systems
- Accounting
- Audits/certifications

## AUTOMATED & CUSTOMIZED REPORTS


Sustainability/non-financial reporting supporting format PDF, Excel, XBRL

## DISSEMINATED TO REGULATORS, INVESTORS, AUDITORS, CRO/CFO


## STRUCTURED AND MACHINE READABLE

## PROCESSING REPORTED DATA TO GUIDE ORGANISATIONS ALONG THE EU TAXONOMY'S TRANSITION PATH TO CARBON NEUTRALITY BY 2050

### TAXONOMY KPIS MANDATED DISCLOSURE



### RAW ESG DATA



Contact us at [hello@greenomy.io](mailto:hello@greenomy.io)

# EU TAXONOMY/CSRD REPORTING FOR COMPANIES

Compute your Turnover, CapEx & OpEx eligibility/alignment in three simple steps

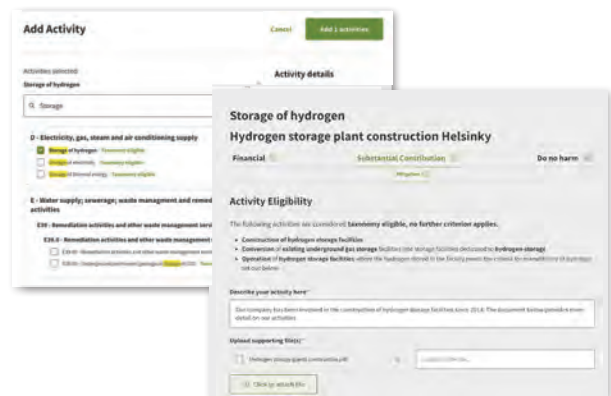
## 1 UPLOAD YOUR COMPANY DATA INTO THE PORTAL

Upload your entire group structure at once and forget about consolidating the data, our solution generates consolidated scores automatically. Collaborate with your colleagues across the world on one single interface.




## 2 ADD AND SCREEN YOUR ECONOMIC ACTIVITIES

Quickly identify and add your economic activities, then follow the flow! You will only see the criteria applicable to you and be supported by our additional information.



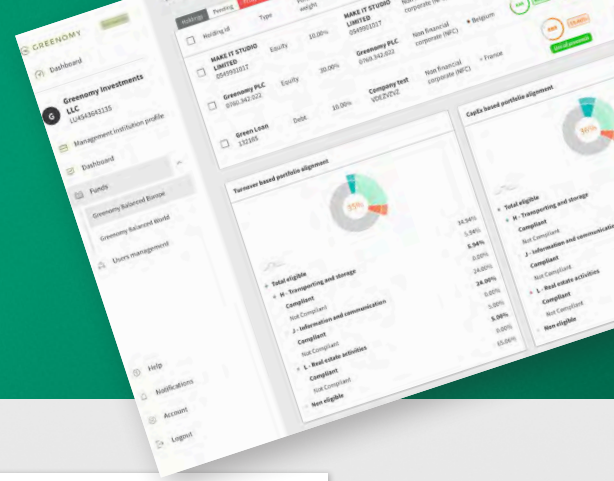
## 3 RETRIEVE YOUR MACHINE READABLE EU TAXONOMY REPORT

You are done with your EU Taxonomy screening! Download the official reporting template already filled-out with all computed KPIs, in Excel, PDF or XBRL.



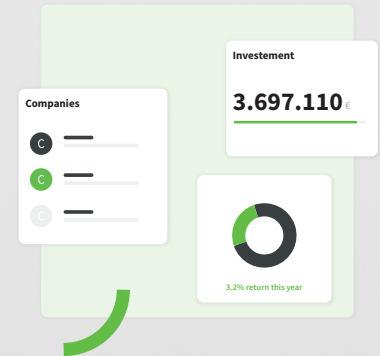
Book a demo on [www.greenomy.io](http://www.greenomy.io)

# INVESTOR PLATFORM



## COLLECT COMPANY ESG DATA AND SCREEN PORTFOLIOS

- ▶ Investors have **direct access** to certified EU Taxonomy/SFDR data for every company or security in a portfolio
- ▶ ESG portfolio screening is **automatically executed** based on the weighting and EU Taxonomy scores of the portfolio assets
- ▶ Investors can provide their investees with an **efficient interface** to transform their proprietary ESG data into EU Taxonomy/SFDR aligned data
- ▶ **Generate** your SFDR PAI assessment at both product and entity level



## INTEGRATE YOUR EXISTING AND NEW DATA PROVIDERS



## ADD-ON DATA PROVIDERS



SUSTAINALYTICS

REFINITIV



Trucost  
ESG Analysis  
S&P Global



AND MORE

## PORTFOLIO ANALYSIS AND REPORTING

- ▶ **Data visualisation** of portfolio's components, **enabling comparison** against peers, benchmarks and stated portfolio objectives
- ▶ Official sustainability **disclosure reports** are **automated** to comply with regulatory requirements
- ▶ **Seamlessly interact** with third party certifiers
- ▶ **Automated** and **scheduled** report dissemination

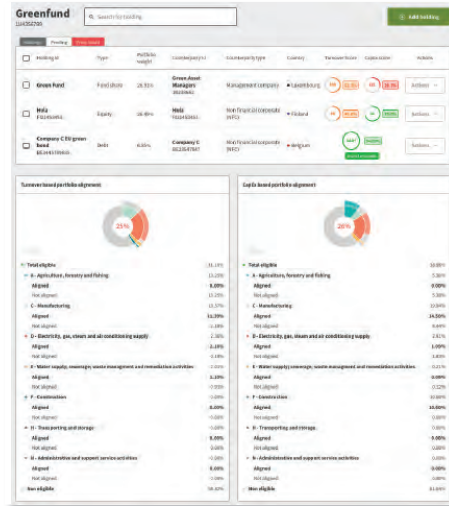
Contact us at [hello@greenomy.io](mailto:hello@greenomy.io)

# EU TAXONOMY/SFDR REPORTING FOR INVESTORS

Compute your portfolios alignment in three simple steps

## 1 UPLOAD YOUR PORTFOLIOS AUTOMATICALLY INTO THE PORTAL

Don't waste time collecting all individual constituents' scores, our solution does it for you and automatically computes the portfolio's EU Taxonomy/SFDR scores.



## 2 REACH OUT TO INVESTEES

An underlying position's score is missing? Don't worry you will be able to request the investee's report directly onto the portal and be automatically notified once completed.



## 3 RETRIEVE YOUR MACHINE READABLE EU TAXONOMY/SFDR REPORT

You are done with your EU Taxonomy/SFDR screening! Download the official reporting template already filled-out with your metrics, in Excel, PDF or XBRL.



**Book a demo on [www.greenomy.io](http://www.greenomy.io)**


# PREPARE THE EET WITH GREENOMY

THE EET (EUROPEAN ESG TEMPLATE) DEVELOPED BY FINDATEX FOR FINANCIAL MARKET PARTICIPANTS AIMS TO PROVIDE THE ESG DATA AS DEFINED BY APPLICABLE EU REGULATION (SFDR, EU TAXONOMY REGULATION, IDD, MIFID)




## DISTRIBUTORS

Enable distributors and intermediaries to fulfill their own requirements under SFDR and MiFID2



## TARGET FUND INVESTMENTS

Enable manufacturers using underlying funds/ financial products (FoF, MoP, mandates...) to fulfill their own SFDR reporting requirements at products and entity level (PAI statement)





## INSURERS


Enable insurers to fulfill their own requirements under SFDR and IDD


**SCOPE** Sustainable and non-sustainable products in the languages in which the SFDR disclosures are produced.

**FREQUENCY** Annually, as per update frequency of pre-contractual & periodic impact statement or any material change.

**1** Provide and upload all the necessary data on the Greenomy Investor platform 

**3** Compare your EET inputs between various funds and within various timeframes 

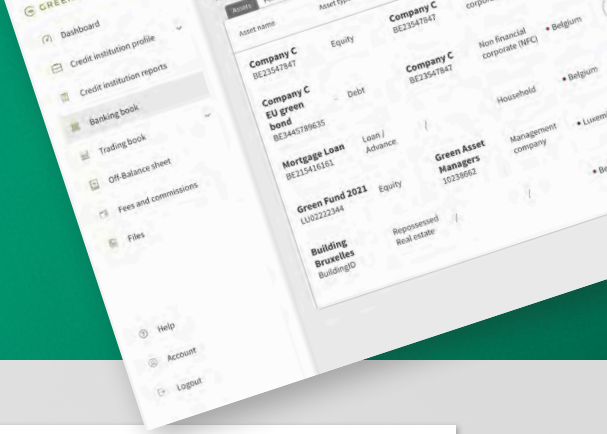
**2** All data entries are verified:  
▶ Any missing data?  
▶ Correct data input  
▶ Data consistency? 

**4** You have completed your EET reporting! In one click, download your EET report 

Contact us at [hello@greenomy.io](mailto:hello@greenomy.io)



# LENDER PLATFORM



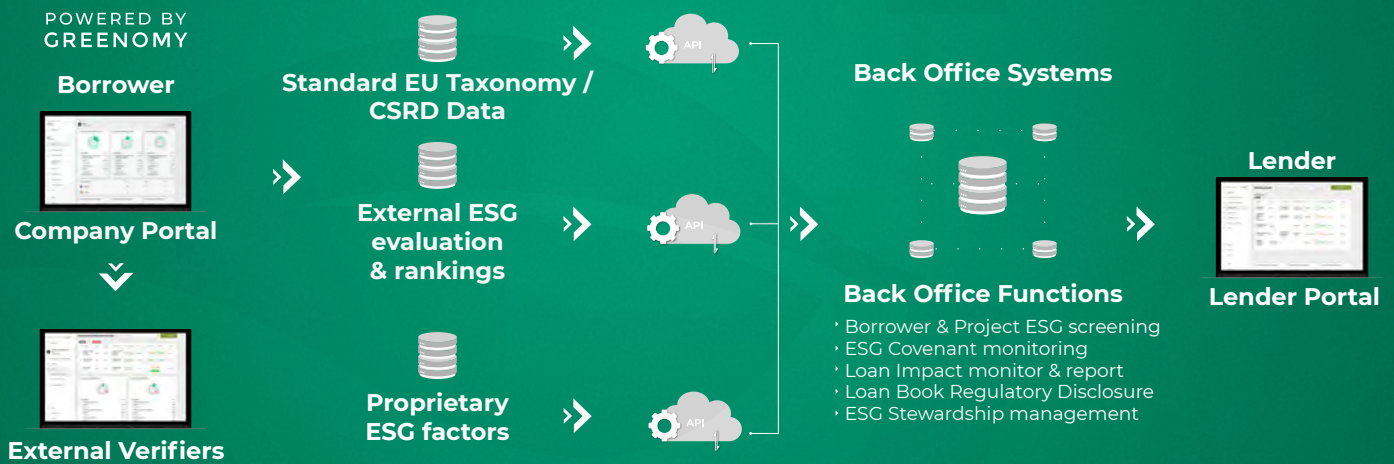
## EU TAXONOMY ELIGIBILITY/ALIGNMENT

### Enabling credit institutions to:

- ▶ **Compute** Green Asset Ratio and supporting KPIs
- ▶ Provide an **automated interface** to corporate borrowers to create and deliver EU Taxonomy aligned data
- ▶ **Seamlessly interact** with third party validators to certify EU Taxonomy alignment of loans
- ▶ **Engage directly** with your borrowers to enhance sustainability performance



## BACK OFFICE LENDING



### White label the Greenomy infrastructure into your lending process:

- ▶ Provide your customers with your **branded digital interface** to transform their proprietary ESG data into certified EU Taxonomy aligned data
- ▶ **Integrate** into your bank's IT systems while customising the interface to your specific needs
- ▶ Constant **updates** based on latest regulatory developments



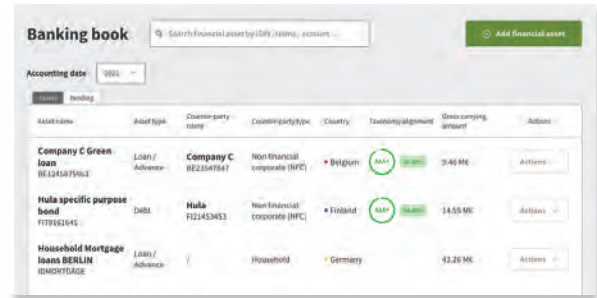
Contact us at [hello@greenomy.io](mailto:hello@greenomy.io)

# EU TAXONOMY REPORTING FOR LENDERS

Compute your Green Asset Ratio (GAR) in three simple steps

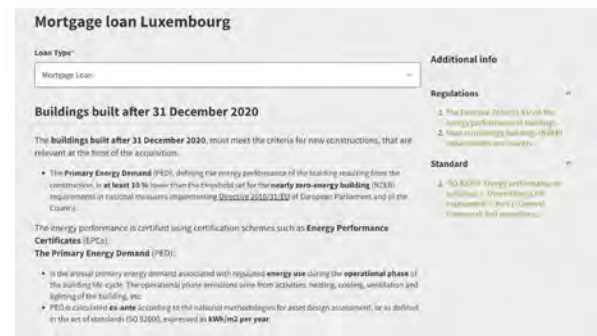
## 1 UPLOAD YOUR LOANS TO YOUR BANKING BOOK AUTOMATICALLY

Don't waste time collecting all individual loan positions scores, our solution does it for you and automatically computes your GAR.



## 2 SCREEN RETAIL LOANS AND INTERACT WITH CORPORATE BORROWERS

Quickly (bulk) screen retail loans towards households (mortgage, vehicles loans, etc.) and engage with corporate borrowers directly through the platform.



## 3 RETRIEVE YOUR MACHINE READABLE EU TAXONOMY REPORT

You are done with your EU Taxonomy screening! Download the official reporting template already filled-out with your metrics, in Excel, PDF or XBRL.

Asset breakdown	Eligible	Aligned	Not Aligned	Total
<b>Total Eligible</b>				<b>80.0%</b>
Equity	23.5%	11.0%	0.0%	
Loan / Advance	29.3%	36.1%	0.0%	
Processed but not yet	15.7%	15.1%	0.0%	
Idle	0.7%	7.8%	0.0%	
<b>Not eligible activity</b>				<b>19.9%</b>

Counterparty breakdown	Eligible	Aligned	Not Aligned	Total
<b>Total Eligible</b>				<b>80.0%</b>
Management company	11.8%	0.4%	0.0%	
Non Financial corporate (NFC)	47.2%	37.8%	0.2%	
Fin company	19.7%	12.7%	0.0%	
Credit institution	1.4%	0.0%	1.4%	
Household	4.3%	4.3%	0.0%	
Local government / municipalities	0.4%	0.4%	0.0%	
<b>Not eligible activity</b>				<b>19.9%</b>

Activity breakdown	Eligible	Aligned	Not Aligned	Total
<b>Total Eligible</b>				<b>80.0%</b>
Water supply; Sewerage collection; Wastewater management and reutilisation activities	1.7%	0.0%	0.0%	
Electricity, gas, steam and air conditioning supply	0.3%	0.0%	0.0%	
Construction	23.2%	19.3%	0.0%	
Manufacturing	29.2%	17.3%	13.0%	
Agriculture, forestry and fishing	0.0%	0.0%	0.0%	
Transportation activities	25.9%	33.3%	1.0%	
<b>Not eligible activity</b>				<b>19.9%</b>

Book a demo on [www.greenomy.io](http://www.greenomy.io)

# ADVISORY SERVICES FOR REGULATORS

## ADVISORY SERVICES TO SUPPORT THE EMERGENCE OF OTHER TAXONOMIES

Develop the local Taxonomy alignment tool and infrastructure. Using Greenomy's SaaS solution as a basis and leveraging its experience with the EU Taxonomy standards and disclosure requirements to tailor the tool & infrastructure to the local Taxonomy.



Leveraging on the experience of the most advanced tool to comply with the EU Taxonomy as well as other current and future EU ESG regulations (i.e., SFDR, NFRD, CSRD)

Digitalising, scaling and spreading sustainability expertise, collecting and validating sustainability data more easily, cost-effectively and systematically via our SaaS ecosystem



Accelerating the implementation of your future taxonomy by connecting all relevant stakeholders

Supporting the redirection of funds towards sustainable activities, speeding up your country's transition to a carbon neutral economy by 2050



# GREEN TAXONOMY INFRASTRUCTURE

CREATE YOUR NATIONAL GREEN TAXONOMY AND  
INFRASTRUCTURE IN THREE COMPREHENSIVE PHASES

## 1 DRAFT YOUR OWN GREEN TAXONOMY

Don't waste time drafting a complex technical and legal classification system, **we have the expertise to draft it for you.** We help you create delegated acts clarifying your methodology or amending it based on your economic landscape, and we provide reporting templates for the industry. **We help policymakers benefit from the best international standards.**



## 2 CREATE THE TECHNOLOGICAL INFRASTRUCTURE

You don't have the infrastructure to implement efficiently your newly adopted Green Taxonomy? You can leverage our **cutting-edge ecosystem**, already deployed in the EU, to comply with your own national taxonomy as well as current and future ESG regulation, **accelerating their implementation.**



## 3 BUILD A SUSTAINABLE FINANCE ECOSYSTEM

You have put in place a comprehensive classification system and an efficient infrastructure! Now **we will help you share it** with issuers and financial institutions and **maintain it** by keeping it up to date and secure. This will create a robust ecosystem speeding up the economic transition to **achieve your net-zero emission goals.**



Book a demo on [www.greenomy.io](http://www.greenomy.io)

# BY WORKING WITH GREENOMY, RELY ON THE AGILITY AND EXPERTISE OF A CUTTING EDGE GREENTECH PLATFORM SPECIALIZED IN GREEN TAXONOMIES, BACKED WITH THE STRENGTH AND NETWORK OF EUROCLEAR



**Greenomy** helps corporates, credit institutions and asset managers comply with new EU sustainable finance legislation by digitalizing the data capturing and reporting process. Greenomy is gradually integrating other non-EU Green Taxonomies to offer users a one-stop solution for their global operations.



**Euroclear Group** is the financial industry's trusted provider of post trade services. Euroclear provides settlement and custody of domestic and cross-border securities for bonds, equities and derivatives to investment funds. Euroclear is a proven, resilient capital market infrastructure committed to delivering risk-mitigation, automation and efficiency at scale for its global client franchise.

“ Together with Euroclear and future partners, we aim to bridge the gap between existing and new ESG taxonomies and standards, offering a new global market infrastructure, supporting both issuers and financial institutions in their sustainability strategy. This will ultimately help real economies transition faster towards a truly sustainable future. ”

Alexander Stevens, CEO of Greenomy

## ADVOCATING WITH

Appointed expert member of



Elaborating the EET with



Member of the leading greentech network



Facilitating sustainable data flows with



Member of



Signatory of



Contact us at [hello@greenomy.io](mailto:hello@greenomy.io)

**PREPARE YOUR  
EU SUSTAINABILITY REPORTS  
WITH GREENOMY**



Sign up now for a demo  
[www.greenomy.io](http://www.greenomy.io)

Or contact us on  
[hello@greenomy.io](mailto:hello@greenomy.io)

