



Development Intelligence

For **ALL** software engineering stakeholder

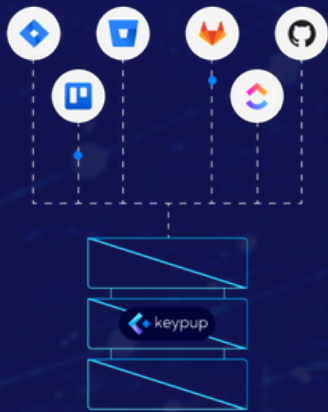
In the ever-growing digital-native startups landscape, omnichannel experiences and expectations continue to be disrupted. All software development stakeholders are under pressure to deliver more and more products and features, faster and bug-free, in an always-on world.

But, How can you improve and scale what you can't effectively measure?

Key pup's *Development Intelligence* layer puts **engineering insights at the front**. It helps explore, interpret and configure real-time development data into fully customizable insights — reports, charts, cards, KPIs widgets, and dashboards — to enable immediate contextualization, better governance, and higher growth across the organization.



Join the data revolution in 3 simple steps

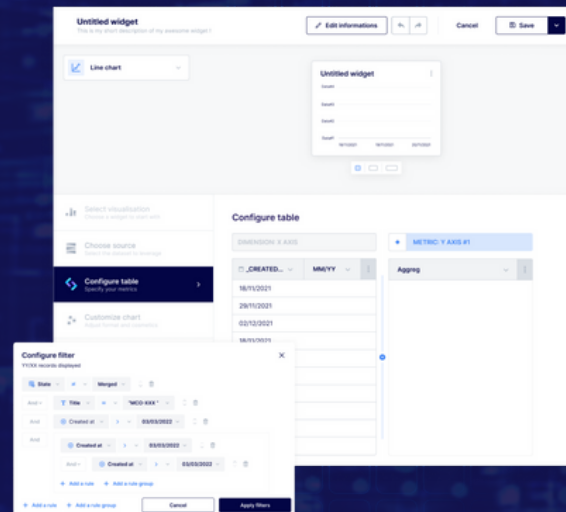


1 - Connect your stack

Transform your development data silos into a unified, detailed, and solution-centric ecosystem with Keycup's Canonical Data Model (CDM). Leverage Keycup Insights Builder to extract decision-enabling visualizations, highlight road-blockers, and power efficiency.

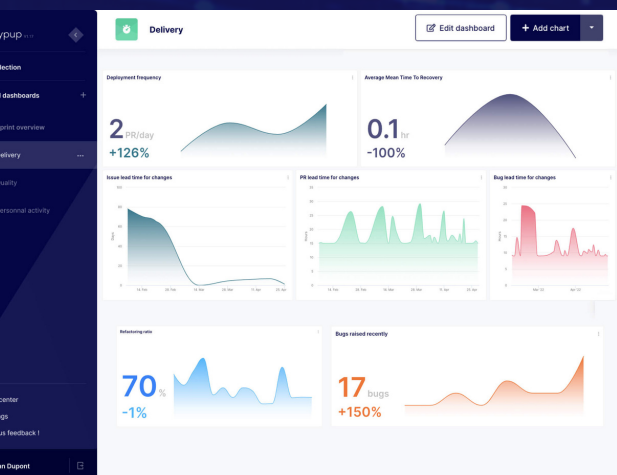
2 - Explore your data

Keycup Insights Builder gives you access to granular information locked in your development stack. Uncover the potential of development data analytics with our advanced query engine. Navigate through Commits, Pull Requests, Issues, Releases, Comments, Labels, and more. Access new factored data meant to simplify your decision-making.



3 - Improve your performances

Build a development data ecosystem that ties in seamlessly with the future of your organization. Keycup's ready-to-use templates can help monitor key aspects, such as team performance, development efficiency, quality and delivery, resource planning, processes, and more. A shift in mindset can enable you to become a data-first engineering organization and drive enterprise growth.



About us

Keycup's SaaS solution allows engineering teams and all software development stakeholders to gain a better understanding of their engineering efforts by combining real-time insights from their development and project management platforms. The solution integrates multiple data sources into a unified database along with a user-friendly dashboard and insights builder interface. Keycup users can customize tried-and-true templates or create their own reports, insights and dashboards to get a full picture of their development operations at a glance, tailored to their specific needs. Visit www.keycup.io for more information.