



BNP PARIBAS
SECURITIES SERVICES

STRATEGIC PARTNER

The Open ESG Platform

June 2022



Awards 2021

Best Innovation
in ESG Data and Analytics



INVESTMENT EXCELLENCE AWARDS
ESG CUSTODIAN OF THE YEAR 2021



SHORTLISTED
ESG INITIATIVE 2021



SHORTLISTED AS
BEST ESG INITIATIVE



Finance
Innovation
Pôle de compétitivité mondial

Agenda

1. Who we are
2. Market drivers
3. Manaos overview
4. Portfolio data exchange platform
5. Open ESG marketplace
6. Partners integration
7. Focus on SFDR & Taxonomy

Who we are



A 100% subsidiary of BNP
Paribas Securities services



Audited by BNPP IT security



Funded in 2019, live since early 2020



A team of 25+ financial experts
and digital natives




Market hurdles

Transparency



- Poor data quality
- Confidentiality issues
- Look-through impossible

Connectivity



- Fragmented supply chain
- Manual handling
- Data breaches

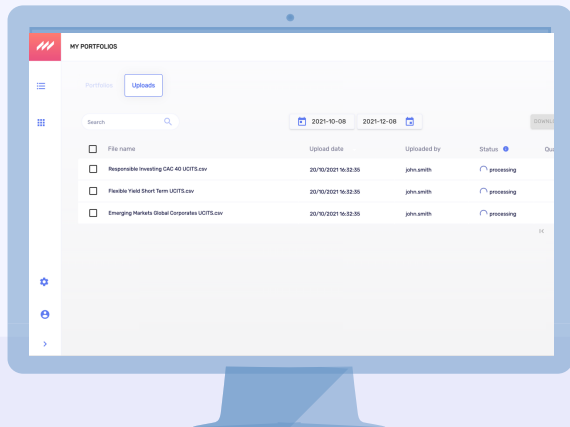
Uncertainty



- Taxonomy + regulations
- Client demand
- Which ESG experts?

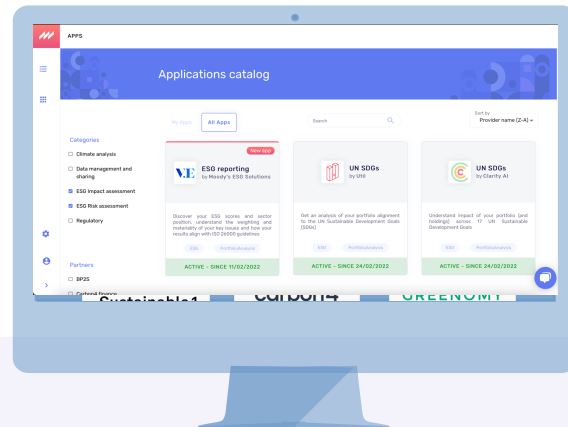
1 Portfolio data exchange interface

- Ecosystem inventory exchange
- Portfolio look-through feature
- Improved data quality and security




2 'Open ESG' marketplace

- Ever-evolving choice of partners
- Platform for testing and scaling
- Multi-level scoring capabilities




Portfolio data exchange platform

for investors and asset managers



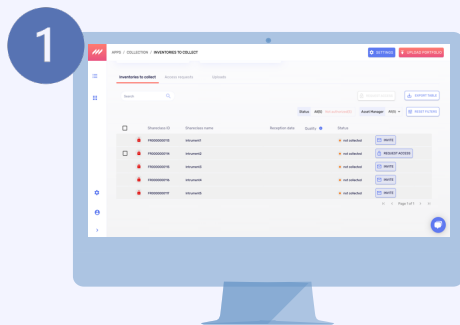
Collection App

As an investor or asset manager, collect your fund inventories from your asset managers



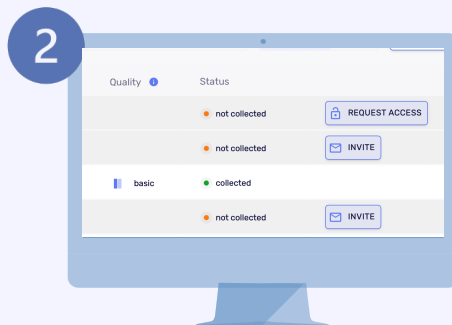
Dissemination App

As an asset manager, disseminate your fund inventories to your investor clients



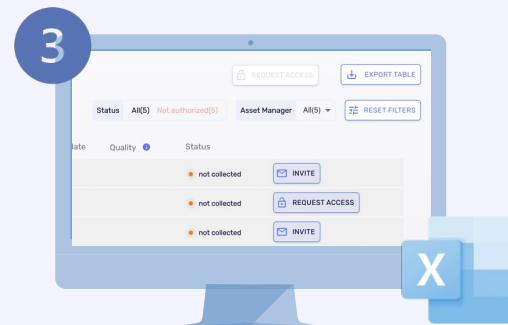
REQUEST OR GRANT ACCESS

to your whole ecosystem,
in a single click



MONITOR IN REAL TIME

your data gathering or dissemination
processes



CONTROL AND STANDARDIZE

through market aligned
TPT templates



Control your data in a fully
secure environment



Manage your contractual
obligations (quality & delay)





Manage multiple sources, formats
and channels with full automation



'Open ESG' marketplace

Multi-level scoring options



20+ apps and counting

Portfolio-level ESG reporting

Analyse the sustainability of your portfolios, at aggregated and detailed level, thanks to templates provided by our partners.

PDF analysis with access to line by line and excel underlying data.



Asset-level ESG enrichment capability

Enrich your portfolios with any ESG data available from providers' datasets on Manaos to fully master aggregation and calculation.

Fully customisable Excel reports downloadable via API, SFTP or manually.
No portfolio-level aggregation, analysis or visualisation.

NEW FEATURE



SFTP



Focus on SFDR & Taxonomy regulations

	<div><div><div></div><div>CLARITY AI</div></div><div>ESG RISK</div><div>ESG IMPACT</div><div>UN SDGS</div><div>IMPACT HIGHLIGHTS</div><div>EXPOSURES</div><div>CLIMATE</div><div>SFDR PAI</div><div>EU TAXONOMY</div></div>	<div><div><div></div><div>Util</div></div><div>SDGs ALIGNMENT</div></div>	<div><div><div></div><div>Moody's</div></div><div>ESG ANALYSIS / CONTRO</div><div>CARBON FOOTPRINT & EN</div></div>	<div><div><div></div><div>S&P Global Sustainable 1</div></div><div>PORTFOLIO ESG ANALYT</div><div>PORTFOLIO EU PARIS ALI</div><div>PORTFOLIO EU SFDR PAI</div><div>PORTFOLIO EU TAXONOM</div><div>SDG ANALYTICS</div><div>CARBON FOOTPRINT</div><div>PHYSICAL RISK</div><div>ESG RISK FOR SOVEREIG</div><div>PORTFOLIO ENVIRONMEN</div></div>	<div><div><div></div><div>GREENOMY</div></div><div>PORTFOLIO EU TAXONOM</div></div>	<div><div><div></div><div>carbon4</div></div><div>CARBON FOOTPRINT AND</div><div>PHYSICAL CLIMATE RISK:</div><div>BIODIVERSITY FOOTPRINT</div></div>
	<div><div><div></div><div>Live</div></div><div><div></div><div>Integration in progress</div></div><div><div></div><div>Next</div></div></div>					
Regulations						
SFDR						
All products						
Risks - art.6						
Impacts (PAI) - art.7						
Article 8 products						
Measurement of the E / S characteristics						
Comparison with a relevant benchmark (if any)						
Taxonomy alignment for E characteristics if wanted						
Article 9 products						
Measurement of the objective achievement						
Comparison with a relevant benchmark (if any)						
Taxonomy alignment for E characteristics						
Indicators defined by the EU Taxonomy regulation						
Entity level						
Product level						

Download our EET Guidebook for free

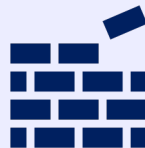


Key benefits



KEEP IT SIMPLE

Modern SaaS UX/UI



KEEP IT FLEXIBLE

Pay as you grow



RELY ON US

Client care + ESG
market expertise



To contact us

Paul Bureau
Head of Business Development
paul.bureau@manaos.com

Manaos

15 rue de Milan
75009 Paris
www.manaos.com