

ATMOTRACK

**SENSE, ACT AND BREATHE**

# *Air pollution*

Key figures

**2<sup>nd</sup>**

topic of environmental  
concern to the French

**40 000**

premature deaths  
in France/year

**8,8**

millions premature  
deaths/year worldwide

**100**

Billions of Euro's  
cost in France

# Air pollution

Emission sources and main pollutants

**Agriculture**  
 $\text{NH}_3$  / PM /  $\text{NO}_x$




**Industry**  
 $\text{SO}_2$  / COV / PM



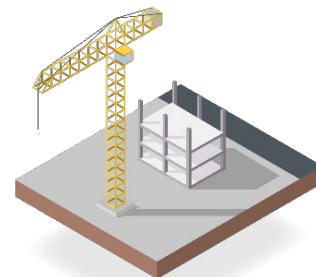
**Housing**  
COV / PM /  $\text{SO}_2$



**Transport**  
 $\text{NO}_x$  / PM / COV



**Building**  
CO / COV / PM /  $\text{SO}_2$




# AtmoTrack

Innovation at the service of air quality data measurement and processing

1<sup>st</sup> French private operator of hyperlocal air quality data, in real time, **our network is present everywhere**, whatever your scale and your issues.

Using fixed and vehicle-mounted sensors, we offer you **the most possible precise spatio-temporal data**.



In outdoor and indoor




Territory coverage




Mobile and fixed

# AtmoTrack

A global turnkey solution




A platform  
data processing



Reports & diagnostics



A network of fixed and mobile  
sensors



API Interface



Citizen App  
"Caeli by AtmoTrack"



Communication toolkit



# AtmoTrack' services

## Decision support tools

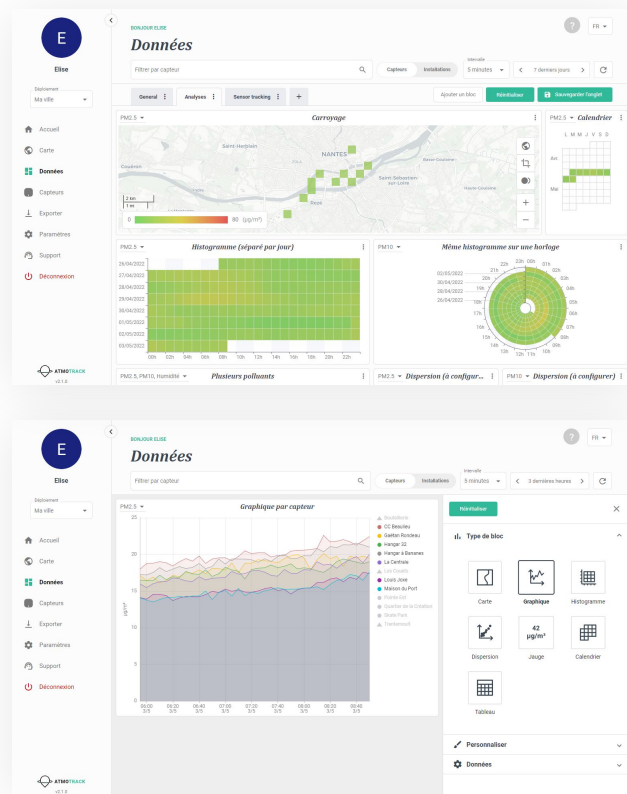
Our dashboard allows you **to explore the air quality** in your territory thanks to the processed and formatted data according to your analysis needs.

This online platform, for more autonomy and agility, is **your air quality observatory**.

Easy to use and understand, it allows you to view key indicators and map the condition of your territory.

In addition, you can easily connect all of your data in your information system via our **API interface**. Our solution is compatible with third-party data supports.

We are optimizing our tools in our continuous improvement action plan, in order to meet **the changing needs of our users**.



# AtmoTrack' services

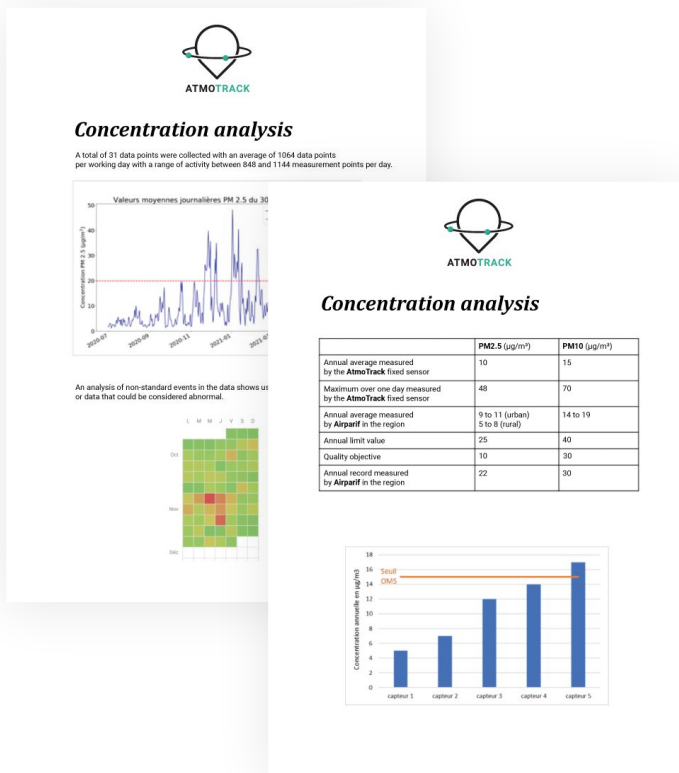
## Reports

As part of your projects, we support you in **understanding** the air quality in your area.

Our reports allow you to have **a clear and precise view** of the pollution levels in your territory and help you in decision-making.

**Explicit and synthetic conclusions** also allow you to inform and raise awareness among your citizens.

We offer reports with **different levels of analysis** depending on your needs.

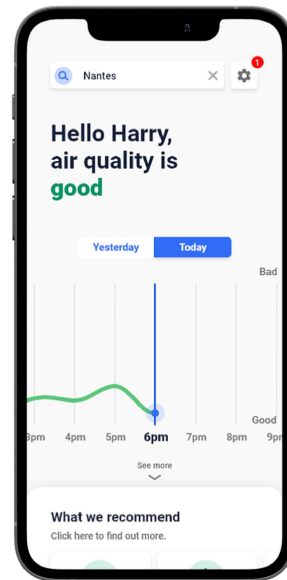


# AtmoTrack' services

Widget & citizen app: Caeli by AtmoTrack

Because our mission is to democratize the understanding of air quality, we have developed our mobile application, Caeli by AtmoTrack, in order **to inform, raise awareness and involve citizens** in changing their behavior.

In addition to this application, **a widget that can be integrated into your websites** is available in order to broadcast information more widely to your fellow citizens.





# AtmoTrack' sensors

A customized network

We **develop and manufacture** sensors **labeled and recognized** by competent organizations.

Depending on **the area to be covered, and the period**, we will be able to adjust the sensor device necessary to carry out **your measurement campaign**.

Made in France 

Hybride : fixe et mobile

Multi-pollutants

Plug and play

Discreet and compact design

Optimized maintenance

Fine particles (PM1, 2.5, 10)

Nitrogen dioxide (NO<sub>2</sub>)

Ammoniac (NH<sub>3</sub>)

Carbon monoxide (CO)

Sound level (dB)

Complementary pollutants<sup>1</sup> :  
Sulphur Dioxide (SO<sub>2</sub>), ozone (O<sub>3</sub>),  
nitrogen dioxide (NO<sub>2</sub>), etc...

<sup>1</sup> By chemical capsule



# Assess the impact of your actions

Your measurement campaign

Your need: **Assess the effectiveness of your actions** to improve air quality in your area.

Do not worry about your sensor management and focus on **your decision-making** using your hyperlocal environmental data observatory.

Measurements, decision support tools and reports allow you **to diagnose your territory**, manage your actions and assess their impact.

We help you **communicate your results to inhabitants** with our dedicated tools to make information accessible.



+ Attractiveness of the territory / Economy

+ Environment : climate change, noise pollution, biodiversity, etc.

+ Promotion of actions set up

+ Citizens' health

+ Communication on the progresses of the territory

# Some references



# AtmoTrack, supported and recognized

Our solution is recognized by **French and international labels.**

The values and ambition of our company with **a positive impact on the environment**  
are supported of daily by **a committed team.**

