

**Stone crushers series //**

	BPE	BPL	BPL-F	BP	BPR	BPB	BPN	BPS	BSC	BKF
Power required HP	35/50	60	60	65/100	80/150	90/140	90/220	160/300	350/400	160/220
Type of hammers	Mobile	Mobile	Fixed	Mobile	Mobile	Fixed	Fixed	Fixed	Fixed	Fixed
Working depth (cm)	5	5/10	5/10	5/10	10/15	10/15	10/15	20/25	35/40	5/10
<b>USE</b>										
Vineyard	●	●	●	●	●	●	●	●	●	●
Agriculture				●	●	●	●	●	●	●
Company						●	●	●	●	●
Public Works							●	●	●	●
<b>GRINDING</b>										
Stone	●	●	●	●	●	●	●	●	●	●
Vegetation			●				●	●	●	●
Forest										●

**Design of stone Crushers //**

**Fixed hammers**  
BPN

**Fixed hammers**  
BPS

**Fixed hammers**  
BSC

**Mobile hammers**  
BP - BPR

**Fixed hammers**  
BPB

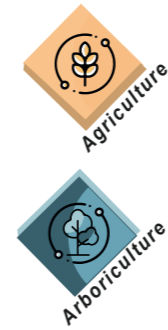
**Fixed hammers**  
BKF

**1 Rotor**  
**2 Transmission**  
**3 Coupling**

**4 Anvil**  
**5 Hammers**  
**6 Hydraulic expansion flap**

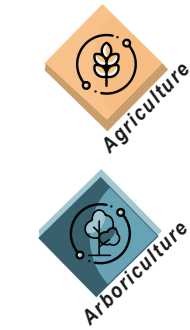
# KIRPY

Since 1912  
The stone clearance specialist



# KIRPY

Since 1912  
The stone clearance specialist



[www.kirpy.com](http://www.kirpy.com)

[www.kirpy.com](http://www.kirpy.com)



**To Be the best, you have to be the specialist**

For nearly 50 years, KIRPY, which was created in 1912, has been concentrating its operation on all forms of stone clearance: extirpation, aligning, crushing, picking up stones. From the first stone crushers of the time to today's huge "Yellow series", we offer a unique experience to professionals in Public Works, Forestry, agricultural or Mountains. Our factory in Layrac, near Agen – France, brings together all the skills required from the design to the production.



**Contact information //**  
**KIRPY**  
Avenue de la Gare - B.P.2  
47390 LAYRAC (FRANCE)  
Tél. 00 33 (0)5 53 87 00 02  
Fax. 00 33 (0)5 53 87 10 02  
Email : info@kirpy.com



Dealer

# THE YELLOW SERIES

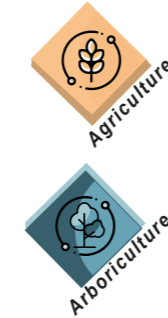
The best quality at the service of your profitability

# KIRPY

Since 1912

All research and innovation concentrated in the yellow range

www.kirpy.com



### STONE CRUSHERS

## BPN

200/250/300



Type	Number of hammers	Working width (m)	Weight (Kg)	Power (HP)
BPN 200	22	1,87	1900	90/110
BPN 250	34	2,50	2600	110/130
BPN 300	42	3,00	3120	150/220

### FORESTRY CRUSHERS

## BKF

250



Type	Number of hammers	Rotor speed-rpm	Working width (m)	Power (HP)	Weight (Kg)
BKF 250	38	1700	2,50	160-220	2 700

### STONE EXTRACTOR

## NS-TP

25 / 30



Type	Number of teeth	Working width (m)	Weight (Kg)	Power (HP)
NS 25-7 TP	7	2,50	1000	180
NS 30-9 TP	9	3,00	1250	220

### CHISELS

## DM 50-17



Type	Number of teeth	Working width (m)	Under beam clearance (cm)	Weight (Kg)
DM 50-17	17	5,00 (Foldable*)	75	3715

\* Hydraulic folding

### HEAVY CULTIVATORS

## NS 25/30/35/50



Type	Number of teeth	Working width (m)	Under beam clearance (cm)	Weight (Kg)
NS 25-5	5			760
NS 25-7	7	2,50	68	950
NS 25-9	9			1140
NS 30-7	7			990
NS 30-9	9	3,00	68	1180
NS 30-11	11			1370
NS 35-9	9	3,50	68	1310
NS 35-11	11			1500
NS 50-17	17	5,00 (Foldable*)	68	4100

\* Hydraulic folding

### TOBACCO HARVESTER

## RMTD



Type	Width at transportation (m)	Total transport weight (Kg)	PTO	Power (HP)	Drive
RMTD	2,50	960	540tr/mn	40 - 50	Hydraulic

### STONE CRUSHERS

## BP Mini-vineyard



Type	Number of hammers	Overall width (m)	Working width (m)	Power (HP)
<b>Straddle Tractor</b>				
BPE 50/10	10	0,66	0,66	35/45
BPE 65/14	14	0,80	0,80	40/50
<b>3 point linkage</b>				
BP 65/14	14	0,80	0,80	40/50

### STONE CRUSHERS

## BP145 - BPR 200/250



Type	Number of hammers	Working width (m)	Weight (Kg)	Power (HP)
BP 145	16	1,40	1540	80/90
BPR 200	24	2,00	2250	110/120
BPR 250	32	2,50	3040	130/150

### STONE CRUSHERS

## BPS

200/250/300



Type	Number of hammers	Working width (m)	Weight (Kg)	Power (HP)
BPS 200	24	2,00	3060	150/160
BPS 250	32	2,50	4200	200/250
BPS 300	40	3,00	5250	250/300

### STONE ALIGNERS

## AN

32/32-H/3R/5R



Type	Working width (m)	Rotor (m)	Weight (Kg)	Power (HP)
AN 32	3,00	4,00	840	50/60
AN 32 - H	3,00	4,00	1300	50/60
AN 3R	3,00	4,00	1400	110
AN 5R	4,30	5,00	2500	80/110

### RIPPERS

## SG



Type	Number of teeth	Teeth thickness (mm)	Working width (m)	Weight (Kg)	Power (HP)
RIPPER TP-2	2	70	1,80 à 2,50	2150	250/300
RIPPER TP-3	3	70	2,50	2300	350/450

### STONE CRUSHERS

## BPL / BPL-F



Type	Number of hammers	Type of Hammers	Working width (m)	Weight (Kg)	Power (HP)
BPL	21	Mobile	1,36	875	60
BPL - F	21	Fixed	1,36	950	60

### STONE CRUSHERS

## BPB 200/250



Type	Number of hammers	Working width (m)	Weight (Kg)	Power (HP)
BPB 200	8	1,80	2350	100/120
BPB 250	12	2,44	3250	130/140

### STONE CRUSHERS

## BSC

250/300



Type	Number of hammers	Working width (m)	Weight (Kg)	Power (HP)
BSC 250	32	2,50	5250	350
BSC 300	40	3,00	6000	400

### STONE PICKER

## RDL 15-25



Type	Working width (m)	Discharge height (m)	Collection capacity	Power (HP)	Weight (Kg)
RDL	2,40	3,20	120/200	100	5 100

### LEVELLING BLADE

## FAS

250



Type	Working width (m)	Weight (Kg)
FAS 250	2,50 à 3,00	1200



110 years of innovation and know-how

www.kirpy.com

**KIRPY** Since 1912  
The stone clearance specialist

+ 33 (0) 5 53 87 00 02

Research and innovation : a passion

