

## TA 130 IF SERIES

R-1W tire for high power tractors


- Tires designed to carry 20% higher load than standard tires at the same air pressure.
- Highly flexible sidewalls and large footprint offer lower soil compaction.
- Perfect performance under heavy loads with lower pressure compared to traditional radial tire construction.
- Special tread design enables exceptional traction performance.
- Lower inflating pressure and sidewall flexibility enable comfortable riding.
- **Elastic structure absorbs impacts effectively.**
- Strong carcass, and special tread compound ensure longer service life.



### TA 130 IF SERIES

IF 600/70 R30 (16.9 R34)	TL	165 D
IF 800/70 R38 (20.8 R38)	TL	184 D

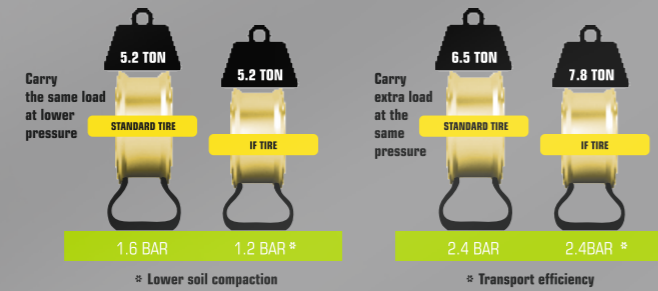
IF: Improved Flexion



### PERFORMANCE RATINGS



Improved Flexion (IF) Tires: These tires are designed for low air pressure, reducing soil compaction by offering large footprint.



## TA 130 AGROPER

*Aramid Belted*

R-1W Harvester tire with Aramid Belted structure

- Perfect performance under heavy loads and high traction with its extra reinforced carcass and bead.
- Wider footprint and optimized lug angle minimize soil compaction and crop damage.
- Elastic structure absorbs impacts and yields better flotation.
- **Special tread compound provides maximum resistance against punctures.**

### TA 130 AGROPER

620/75 R26 (23.1 R26)	TL	166/A8
620/75 R30 (23.1 R30)	TL	163/A8
650/75 R32 (24.5 R32)	TL	172 A8/172 B
800/65 R32 (30.5 R32)	TL	178 A8/ 178 B

#### Innovative construction

- Special tread design enables exceptional traction and better handling on field and tillage operations.



### PERFORMANCE RATINGS



- Aramid belt technology provides extra protection against stubble damage and ground impacts compared to steel and fabric alternatives
- Reinforced bead structure ensures long life by improving the tire's endurance.



Delta Agrar

Fendt 936 Vario

**Rear:** 710/70 R42 TA-130 **Front:** 600/65 R34 TA-110

Country: Serbia

"As Delta company we use Petlas radial tires at our agro fleet for over 6-years.

We are very pleased with the performance of Petlas in terms of traction, soil compaction, self-cleaning and service life. Driving comfort and tire appearance are also other attributes that we enjoy."

#### Headquarters - Factory

Petlas Tire Industry and Trade  
Kindam Mahallesi Ankara - Kayseri Caddesi  
No: 2/1 Kırşehir / TURKEY  
T: +90 386 252 65 50 • F: +90 386 252 65 70

#### Int. Sales & Marketing

Petlas Tire Industry and Trade  
Ako Kule, Söğütözü Mh. 2178. Cad. No: 6  
06530 Ankara / TURKEY  
T: +90 312 309 30 30 • F: +90 312 309 22 66

#### Petlas Tire USA

1111 E. Lincolnway STE 205  
Cheyenne, WY 82001 USA

www.petlas.com

MADE IN TÜRKİYE

## THE GUARDIANS

TREAD DESIGN  
FOR HIGH TRACTION TRACTORS



### AGRICULTURAL TIRES


TA 110 TA 120 TA 130 TA 130 IF SERIES TA 130 AGROPER

# TA 110

General purpose R-1W tractor radial tire

- Special tread compound provides high level of resistance against wear and cuts.
- Tread profile provides exceptional traction and high performance during its service life.
- Wider footprint provides lower soil compaction.
- Offers excellent self-cleaning capability.
- Tread profile enhances resistance against tread base fatigue.
- Ensures a comfortable ride at all terrains.
- Low rolling resistance yields fuel efficiency.
- Special tread structure improves flotation on soft terrains.

### PERFORMANCE RATINGS



### TA 110/85 SERIES

9.50 R20	TL 108 A8/105 B
280/85 R20 (11.2 R20)	TL 112 A8/109 B
320/85 R20 (12.4 R20)	TL 119 A8/116 B
9.50 R24	TL 107 A8/104 B
280/85 R24 (11.2 R24)	TL 115 A8/112 B
320/85 R24 (12.4 R24)	TL 122 A8/119 B
340/85 R24 (13.6 R24)	TL 125 A8/122 B
380/85 R24 (14.9 R24)	TL 131 A8/128 B
420/85 R24 (16.9 R24)	TL 137 A8/134 B
280/85 R28 (11.2 R28)	TL 118 A8/115 B
320/85 R28 (12.4 R28)	TL 124 A8/121 B
340/85 R28 (13.6 R28)	TL 127 A8/124 B
380/85 R28 (14.9 R28)	TL 133 A8/130 B
420/85 R28 (16.9 R28)	TL 139 A8/136 B
380/85 R30 (14.9 R30)	TL 135 A8/132 B
420/85 R30 (16.9 R30)	TL 140 A8/137 B
460/85 R30 (18.4 R30)	TL 145 A8/142 B
320/85 R32 (12.4 R32)	TL 126 A8/126 B
380/85 R34 (14.9 R34)	TL 137 A8/137 B
420/85 R34 (16.9 R34)	TL 142 A8/139 B
460/85 R34 (18.4 R34)	TL 147 A8/144 B
320/85 R36 (12.4 R36)	TL 128 A8/125 B
340/85 R36 (13.6 R36)	TL 132 A8/129 B
320/85 R38 (12.4 R38)	TL 143 A8/143 B
340/85 R38 (13.6 R38)	TL 133 A8/130 B
380/85 R38 (14.9 R38)	TL 139 A8/136 B
420/85 R38 (16.9 R38)	TL 144 A8/141 B
460/85 R38 (18.4 R38)	TL 149 A8/146 B
460/85 R38 R/F (18.4 R38)	TL 149 A8/146 B
520/85 R38 (20.8 R38)	TL 155 A8/152 B
520/85 R38 R/F (20.8 R38)	TL 155 A8/152 B

650/85 R38	TL 173 A8/173 B
520/85 R42 (20.8 R42)	TL 162 A8/162 B
520/85 R46 (20.8 R46)	TL 158 A8/155 B

### TA 110/80 SERIES

260/80 R20 (8.00 R20)	TL 106 A8/103 B
480/80 R38 (18.4 R38)	TL 149 A8/149 B
480/80 R42 (18.4 R42)	TL 151 A8/151 B
480/80 R46 (18.4 R46)	TL 158 A8/158 B
480/80 R50 (18.4 R50)	TL 159 A8/159 B

### TA 110/65 SERIES

420/65 R24 (12.4 R24)	TL 126 D/126 B
440/65 R24 (13.6 R24)	TL 128 D/131 A8
480/65 R24 (14.9 R24)	TL 133 D/136 A8
540/65 R24 (16.9 R24)	TL 140 D/143 A8
440/65 R28 (13.6 R28)	TL 131 D/134 A8
480/65 R28 (14.9 R28)	TL 136 D/139 A8
540/65 R28 (16.9 R28)	TL 149 D/152 A8
540/65 R30 (16.9 R30)	TL 150 D/153 A8
540/65 R34 (16.9 R34)	TL 145 D/148 A8
600/65 R34 (18.4 R34)	TL 151 D/154 A8
540/65 R38 (16.9 R38)	TL 147 D/150 A8
600/65 R38 (18.4 R38)	TL 159 D/162 A8
650/65 R38	TL 163 D/166 A8

### TA 110/70 SERIES

200/70 R16	TL 94 A8/94 B
240/70 R16 (6.00 R16)	TL 104 A8/101 B
260/70 R16 (6.50 R16)	TL 109 A8/106 B
280/70 R16 (7.50 R16)	TL 112 A8/112 B
280/70 R18 (7.50 R18)	TL 114 A8/114 B
260/70 R20 (6.50 R20)	TL 113 A8/113 B
280/70 R20 (7.50 R20)	TL 116 A8/116 B
300/70 R20 (9.50 R20)	TL 110 A8/110 B
320/70 R20 (11.2 R20)	TL 113 A8/113 B
360/70 R20 (12.4 R20)	TL 120 A8/117 B
380/70 R20 (13.6 R20)	TL 132 A8/132 B
320/70 R24 (11.2 R24)	TL 116 A8/113 B
360/70 R24 (12.4 R24)	TL 122 A8/119 B
380/70 R24 (13.6 R24)	TL 125 A8/125 B
420/70 R24 (14.9 R24)	TL 130 A8/127 B
480/70 R24 (16.9 R24)	TL 138 A8/135 B
480/70 R26 (14.9 R26)	TL 139 A8/136 B
320/70 R28 (11.2 R28)	TL 119 A8/116 B
360/70 R28 (12.4 R28)	TL 125 A8/122 B
380/70 R28 (13.6 R28)	TL 127 A8/127 B
420/70 R28 (14.9 R28)	TL 133 A8/133 B
480/70 R28 (16.9 R28)	TL 140 A8/140 B
420/70 R30 (14.9 R30)	TL 134 A8/131 B
480/70 R30 (16.9 R30)	TL 141 A8/138 B
520/70 R30 (18.4 R30)	TL 145 A8/142 B
480/70 R34 (16.9 R34)	TL 143 A8/140 B
520/70 R34 (18.4 R34)	TL 148 A8/145 B
480/70 R38 (16.9 R38)	TL 145 A8/142 B
520/70 R38 (18.4 R38)	TL 150 A8/147 B
580/70 R38 (20.8 R38)	TL 155 A8/152 B
580/70 R42 (20.8 R42)	TL 158 A8/158 B

### TA 120 - Row Crop

210/95 R32 (8.3 R32)	TL 114 A8/114 B
230/95 R32 (9.5 R32)	TL 126 A8/126 B
270/95 R32 (11.2 R32)	TL 136 A8/136 B
210/95 R36 (8.3 R36)	TL 116 A8/116 B
230/95 R36 (9.5 R36)	TL 128 A8/128 B
270/95 R38 (11.2 R38)	TL 140 A8/140 B
230/95 R40 (9.5 R40)	TL 122 A8/122 B
210/95 R44 (8.3 R44)	TL 120 A8/120 B
230/95 R44 (9.5 R44)	TL 132 A8/132 B

270/95 R44 (11.2 R44)	TL 142 A8/142 B
300/95 R46 (12.4 R46)	TL 148 A8/148 B
230/95 R48 (9.5 R48)	TL 136 A2/125 A8
270/95 R48 (11.2 R48)	TL 144 A8/144 B
300/95 R52 (12.4 R52)	TL 156 D/159 A8
270/95 R54 (11.2 R54)	TL 157 A2/146 A8
380/90 R46 (14.9 R46)	TL 159 D/162 A8
340/85 R48 (13.6 R48)	TL 151 D/154 A8




# TA 120

General purpose R-1W row crop tractor and sprayer tire

- Deep lugs and special tread compound maintain longer service life.
- Narrow profile avoids crop damage.
- Special tread compound provides high resistance against wear and cuts.
- Tread design enhances self-cleaning capability and ensures less slippage.
- Robust carcass structure enables maximum performance under heavy loads.

### PERFORMANCE RATINGS




# TA 130

R-1W tire for high power tractors

- Built for high HP tractors, TR 130 is designed to transmit torque to the ground more effectively on any terrain.
- Special tread geometry ensures less slippage and better traction which saves on fuel.
- Wider footprint and optimized lug angle minimize soil compaction and improves crop productivity.
- Elastic structure absorbs impacts and yields better flotation.
- Strong carcass and high-quality tread compound ensures longer service life.
- Provides driving comfort both on the road and on the field.
- Reinforced carcass structure enables maximum performance under heavy loads.

### PERFORMANCE RATINGS



### TA 130

600/70 R28 (18.4 R30)	TL 161 D
600/70 R30 (23.1 R26)	TL 158 D
600/70 R34 (23.1 R34)	TL 160 D
710/70 R38 (20.8 R42)	TL 171 D/174 A8
800/70 R38 (20.8 R46)	TL 178 D/181 A8
620/70 R42 (20.8 R42)	TL 166 D
710/70 R42 (20.8 R46)	TL 173 D/176 A8
600/65 R28 (18.4 R28)	TL 154 D/157 A8
600/65 R42 (18.4 R42)	TL 154 D/157 A8
650/65 R42 (20.8 R42)	TL 170 D/173 A8

AGRICULTURE IS YOUR CRAFT.  
WE JUST DELIVER THE BEST TOOLS FOR IT.

