


Overview Slides

Amplifi PRO

January 2024

Intelligence. Accelerated



Introducing Amplifi PRO

Our on-demand procurement intelligence platform – now powered by Generative AI and Natural Language Querying (NLQ) capabilities

Amplifi PRO

Procurement Intelligence. Accelerated

Enabling the worldwide procurement community to get up to speed quickly on essential procurement intelligence, plus access to useful decision-making tools



Category insights dashboards



Commodity insights dashboards



Commodity price series



Supplier intelligence via Craft, supported by Smart Risk



Category briefings



Topical insights and mega trends reports



Inflation monitors



Cost structures, drivers and calculators



Decision-making tools and templates, and procurement KPIs

- Partner content** – Procurement peer insights from CASME and the latest Spend Matters articles
- Thought leadership content** – Our blogs and white papers on procurement issues
- Request custom intelligence** – To support your procurement strategies

Our on-demand procurement intelligence platform



Procurement Intelligence. Accelerated

Enabling the worldwide procurement community to get up to speed quickly on essential procurement intelligence, plus access to useful decision-making tools



Category insights dashboards

725+ category insights dashboards for dynamic and comprehensive intelligence across key direct and indirect procurement categories



Commodity insights dashboard

80 integrated commodity dashboards that bring together all intelligence and related insights in one place



Commodity price series

9,000+ commodity price data across agro, dairy, livestock, petchem, minerals, metals, resins, energy and packaging



Supplier intelligence via Craft, supported by Smart Risk

150,000+ suppliers via Craft, with **9,500+** suppliers tagged to **725+** categories and subcategories



Category briefings

725+ monthly category-specific insights and developments, covering supply- and demand-side news, price trends, supplier and government initiatives and more



Topical insights and mega trends reports

80+ reports and **19** videos covering our insights on both the macro and micro global events that are impacting businesses around the world, and **20+** mega trends reports



Inflation monitors

Inflation indices for electricity (**65+**), labour (**1,000+**) and PPI (**9,000+**) to provide an up-to-date view of inflationary trends across key cost drivers



Cost structures, drivers and calculators

13,000+ cost structures and **9,500+** cost drivers to help you understand primary cost drivers and potential category savings, along with **50+** cost calculators



Decision-making tools and templates, and procurement KPIs

25+ decision-making tools including supplier frameworks, negotiation fact packs, and **4** procurement KPIs reports for Life Sciences, Industrials, CPG and Indirects

Our platform now hosts 1,500+ intelligence reports and dashboards covering a broad range of direct and indirect categories



Category intelligence

- 725+** **category insights dashboards** – dynamic and comprehensive intelligence across your key direct and indirect procurement categories
- 725+** **category briefings** – monthly category-specific insights and developments covering supply- and demand-side news, price trends, supplier and government initiatives and more
- 20+** **mega trends reports** – looking in-depth at the latest trends and forces that shape your key category markets, from new engagement models to technological step-changes



Decision-making tools and procurement KPIs

- 25+** **decision-making tools** – supplier frameworks, negotiation fact packs, strategy development tools and more
- 4** **procurement KPIs reports** – covering key performance metrics and industry benchmarks for Life Sciences, Industrials, CPG and Indirects



Commodity intelligence

- 9,000+** **commodity price data** – across agro, dairy, livestock, petchem, minerals, metals, resins, energy and packaging
- 50+** **commodities covered by cost calculator** – a tool to estimate production costs and quantify the impact of changing key input costs, such as raw materials and utilities, on the final price
- 80** **integrated commodity dashboards** – bringing together all intelligence and related insights in one place



Additional intelligence¹

- 600+** Ad hoc reports, including insights, deep-dives, innovation trends and sustainability trends



Topical insights

- 80+** **reports and 19 videos** – covering our insights on both the macro and micro global events that are impacting businesses around the world



Supplier intelligence via Craft, supported by Smart Risk

- 150,000+** suppliers via Craft – with
- 9,500+** suppliers tagged to
- 725+** categories and subcategories



Inflation monitors

- 9,000+** PPI
- 1,000+** Labour
- 65+** Electricity



Cost structures and drivers

- 13,000+** **cost structures** and
- 9,500+** **cost drivers** to help understand primary cost drivers and potential category savings

Partner content – Procurement peer insights from CASME and the latest from Spend Matters **Thought leadership content** – Our blogs and white papers on procurement issues
Request custom intelligence – To support your procurement strategies

1. This includes ad hoc intelligence reports curated over the past 24 months that are retained as relevant additional reads on the respective dashboards

Amplifi PRO – features and functions

Intelligence delivered via a seamless user experience

Amplifi PRO

Procurement Intelligence. Accelerated



Deeper Commodity Intelligence

Access accurate and timely commodity intelligence, including brand new AI Forecasting, Event Risk Impact Mitigation and Cost Optimisation modules (custom - on request)



Generative AI search

Superior search capabilities leveraging our advanced AI engine, where our innovative NLQ framework integrates with advanced GPT3.5 models to offer accurate and intelligent responses



Greater personalisation

Configure your personal landing page by marking desired intelligence as a favourite; get an agile dashboard view tailored to your specific procurement use-case



Freemium model

Three tiers – Essential, Professional and Unlimited – provide flexibility for specific user needs, with ...with each tier now offering enhanced access to content views, content downloads and tech functionality



API-based intelligence integration

Access our category and commodity insights seamlessly on your internal systems and third-party platforms through our API based integration (fees on request)



Simple onboarding to The Smart Cube's solutions

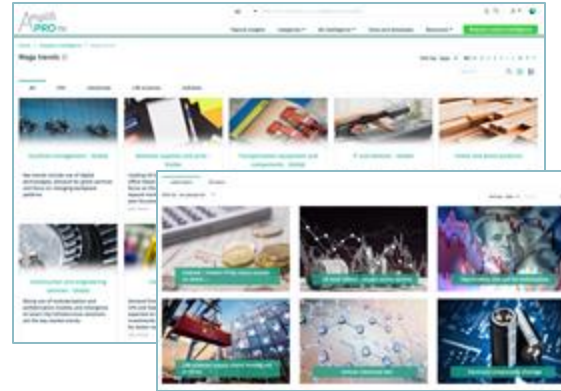
Single sign-on to Smart Risk, our cloud-based Supplier Risk Intelligence platform, and other solutions, including Category Intelligence

Key content and features

Category insights dashboards



Topical insights and mega trends reports



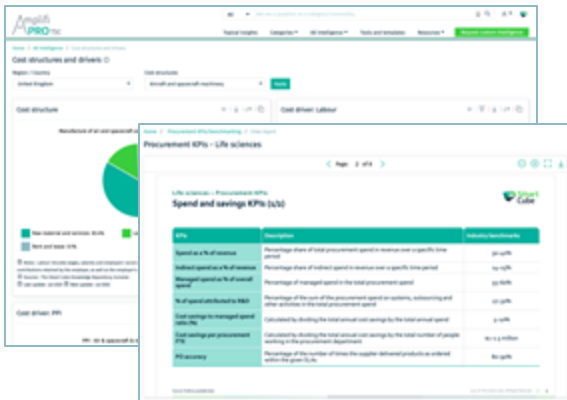
Commodity insights dashboards



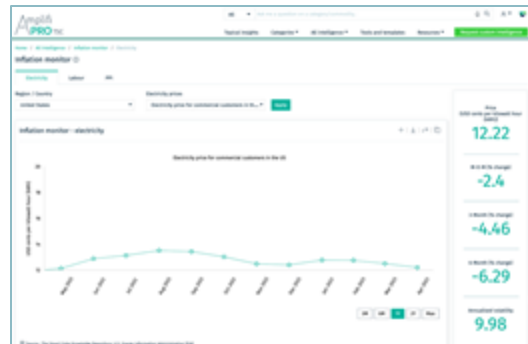
Commodity price series



Cost structures and drivers, cost calculators, procurement KPIs, and other tools and templates



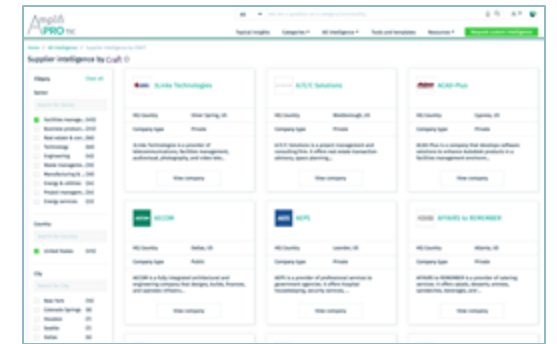
Inflation monitors



Category briefings



Supplier intelligence via Craft, supported by Smart Risk



On-demand intelligence: Amplifi PRO – different access levels



	Essential		Professional		Unlimited	
	Views ¹	Downloads ²	Views ¹	Downloads ²	Views ¹	Downloads ²
Content type						
Category insights dashboards (725+)	10	N	40	40	Y	Y
Commodity insights (80)	1	N	25	25	Y	Y
Commodity price series (9,000+)	50	N	550	550	Y	Y
Cost calculators (50+)	5	Y	Y	Y	Y	Y
Cost drivers (9,500+) and cost structures (13,000+)	250;500	N	Y	3,500;5,000	Y	Y
Inflation monitors (9,500+)	250	N	Y	3,500	Y	Y
Mega trends reports (20+)	3	3	10	10	Y	Y
Procurement KPIs (4)	N	N	Y	Y	Y	Y
Category briefings (725+)	Y	Y	Y	Y	Y	Y
Resources - blogs, infographics, white papers, podcasts and videos	Y	Y	Y	Y	Y	Y
Tools and templates (25+)	Y	N	Y	Y	Y	Y
Topical insights (80+)	Y	Y	Y	Y	Y	Y
Additional intelligence (600+)	75	N	Y	Y	Y	Y
Supplier intelligence via Craft, supported by Smart Risk (150,000+)	Y	N	Y	Y	Y	Y
CASME insights (40+)	3	3	10	10	Y	Y
Tech functionalities						
NLQ + Generative AI search	N		N		Y	
Content sharing	Y		Y		Y	
Single Sign On (SSO)	N		Fee on request		Y	
API-based intelligence integration	N		Fee on request		Fee on request	
Notifications	Y		Y		Y	

1. View limit is per company per year and applies to unique content collectively viewed

2. Download limit is per company per year and applies to unique content collectively downloaded

3. Parameters marked as 'Y' indicate full access and 'N' - No access

On-demand intelligence: Amplifi PRO – different access levels



	Essential		Professional		Unlimited		Partner ³	
	Views ¹	Downloads ²	Views ¹	Downloads ²	Views ¹	Downloads ²	Views ¹	Downloads ²
Content type								
Category insights dashboards (725+)	10	N	40	40	Y	Y	20	20
Commodity insights (80)	1	N	25	25	Y	Y	10	10
Commodity price series (9,000+)	50	N	550	550	Y	Y	300	300
Cost calculators (50+)	5	Y	Y	Y	Y	Y	Y	Y
Cost drivers (9,500+) and cost structures (13,000+)	250;500	N	Y	3,500;5,000	Y	Y	Y	500;1,000
Inflation monitors (9,500+)	250	N	Y	3,500	Y	Y	Y	500
Mega trends reports (20+)	3	3	10	10	Y	Y	5	5
Procurement KPIs (4)	N	N	Y	Y	Y	Y	1	1
Category briefings (725+)	Y	Y	Y	Y	Y	Y	Y	Y
Resources - blogs, infographics, white papers, podcasts and videos	Y	Y	Y	Y	Y	Y	Y	Y
Tools and templates (25+)	Y	N	Y	Y	Y	Y	Y	Y
Topical insights (80+)	Y	Y	Y	Y	Y	Y	Y	Y
Additional intelligence (600+)	75	N	Y	Y	Y	Y	100	100
Supplier intelligence via Craft, supported by Smart Risk (150,000+)	Y	N	Y	Y	Y	Y	Y	N
CASME insights (40+)	3	3	10	10	Y	Y	Y	Y
Tech functionalities								
NLO + Generative AI search	N		N		Y		N	
Content sharing	Y		Y		Y		Y	
Single Sign On (SSO)	N		Fee on request		Y		N	
API-based intelligence integration	N		Fee on request		Fee on request		N	
Notifications	Y		Y		Y		Y	

1. View limit is per company per year and applies to unique content collectively viewed
 2. Download limit is per company per year and applies to unique content collectively downloaded

3. Partner tier applies to customers on boarded on to Amplifi PRO via CASME
 4. Parameters marked as 'Y' indicate full access and 'N' - No access

Key features for CPG



175+ Category insights dashboards

175+ Category briefings

40+ Commodity insights dashboards

10+ Mega trends and topical insights

2,700+ Cost drivers and **1,200+** cost structures

1,500+ Commodity price series

25+ Tools and templates

Key features for Indirects



175+ Category insights dashboards

175+ Category briefings

15+ Commodity insights dashboards

10+ Mega trends and topical insights

1,000+ Cost drivers and **500+** cost structures

350+ Commodity price series

25+ Tools and templates

40+ CASME insights

Key features for Industrials



175+ Category insights dashboards

175+ Category briefings

15+ Commodity insights dashboards

10+ Mega trends and topical insights

5,900+ Cost drivers and **2,200+** cost structures

2,200+ Commodity price series

25+ Tools and templates

Key features for Life Sciences



175+ Category insights dashboards

175+ Category briefings

10+ Mega trends and topical insights

1,700+ Cost drivers and **850+** cost structures

500+ Commodity price series

25+ Tools and templates

Introducing NLQ and generative AI search functionality

Combining our custom NLQ framework and the capabilities of GPT3.5 models to help users find and consume intelligence more easily



- ▶ The enhanced search feature¹ will enable users to post their queries directly on the Amplifi PRO UI and receive a summarised response within seconds
- ▶ This capability is made possible through an AI engine that responds in the context of typical use cases for procurement professionals, based on content that has been curated by The Smart Cube's Category and Commodity specialists

With NLQ and Generative AI capabilities, Amplifi PRO can now provide faster access to intelligence for more effective decision-making including supplier identification, capitalising on emerging opportunities, trend analysis, deal negotiation, optimising pricing strategies, among others

1. The enhanced search will be available for Unlimited Tier customers

Examples

Feature in action

✔ User can ask a question in the global search bar

Amplifi PRO TSC

what is the market size of the global fuel cells category and how is it projected to grow?

Topical insights Categories All intelligence Tools and templates Resources Request custom intelligence

Home / Search result - what is the market size of the global fuel cells category and how is it projected to grow?

Generative AI search

Note: Rephrase and conquer if the response doesn't hit the mark, let's give it another shot. Powering intelligence with NLQ and generative AI

what is the market size of the global fuel cells category and how is it projected to grow?

The global fuel cell market is expected to experience significant growth, with the market size projected to increase from 2.9 USD billion in 2022 to 9.2 USD billion in 2027. Additionally, the market is expected to witness a compound annual growth rate of 52.3% from 2022 to 2030, reaching a total of 724,000 units.

Category	Country	Type	Year	Value/volume	Unit	Y-o-y change in percent	Cagr
Fuel cells	Global	Market size	2022	2.9	USD billion	0.00	0.00
Fuel cells	Global	Market size	2023	3.7	USD billion	27.59	12.95
Fuel cells	Global	Market size	2024	4.6	USD billion	24.32	16.62
Fuel cells	Global	Market size	2025	5.8	USD		
Fuel cells	Global	Market size	2026	7.3	USD		

« Response powered by custom NLQ engine + GPT3.5 models

Amplifi PRO TSC

what negotiation tactics can i use with my supplier of corrugated packaging

Topical insights Categories All intelligence Tools and templates Resources Request custom intelligence

Home / Search result - what negotiation tactics can i use with my supplier of corrugated packaging

Generative AI search

Note: Rephrase and conquer if the response doesn't hit the mark, let's give it another shot. Powering intelligence with NLQ and generative AI

what negotiation tactics can i use with my supplier of corrugated packaging

Large companies can negotiate on purchase volumes with suppliers to determine price discounts. Companies may leverage the fragmented nature of the market to negotiate price discounts. Price-based competition, due to the presence of numerous suppliers and limited product differentiation, can help buyers get better prices. The contract duration can also be leveraged to negotiate price discounts, as suppliers prefer long-term contracts for improved financial and operational planning.

Go to dashboard

Traceable intelligence by providing links to the source content ✔

For leading businesses around the world, **The Smart Cube, a WNS company**, is a trusted partner for high performing intelligence that answers critical business questions. We work with our clients to figure out how to implement these answers, faster, through custom research, advanced analytics and best of breed technology. We transform data into insights – enabling smart decision-making to improve business performance at the top and bottom line.

We call it: **Intelligence. Accelerated.**

Together with WNS, we combine expert resources with leading digital technologies, merging human and artificial intelligence with innovation. We enable our clients to deliver on their business, financial and sustainability goals and outperform in their markets. Together we have strengthened our leadership position in analytics, advisory, managed services and digital transformation

The Smart Cube's clients include a third of the companies in the FTSE and Fortune 100, primarily in the CPG, Life Sciences, Energy, Chemicals, Industrials, Financial Services, Professional Services and Retail sectors. We serve our global client base from our offices in the UK, the USA, Switzerland, Romania and India.

For more information, visit: www.thesmartcube.com

