

EcoVadis Index: Sustainability Performance Highlights

The sixth edition of the Business Sustainability Risk and Performance Index is based on the sustainability performance derived from over 83,000 ratings conducted on more than 53,000 companies assessed by EcoVadis between 2017-2021.

The Index report explores the progress achieved to date, highlights the growing maturity of EcoVadis' network – from companies rated for the first time to veterans of the ratings process – on a wide spectrum of sustainability topics. Here are some of its key findings.

83,000

ratings conducted from 2017 to 2021

61%


growth in the number of assessments
in the five years

53,000

companies assessed between 2017 and 2021


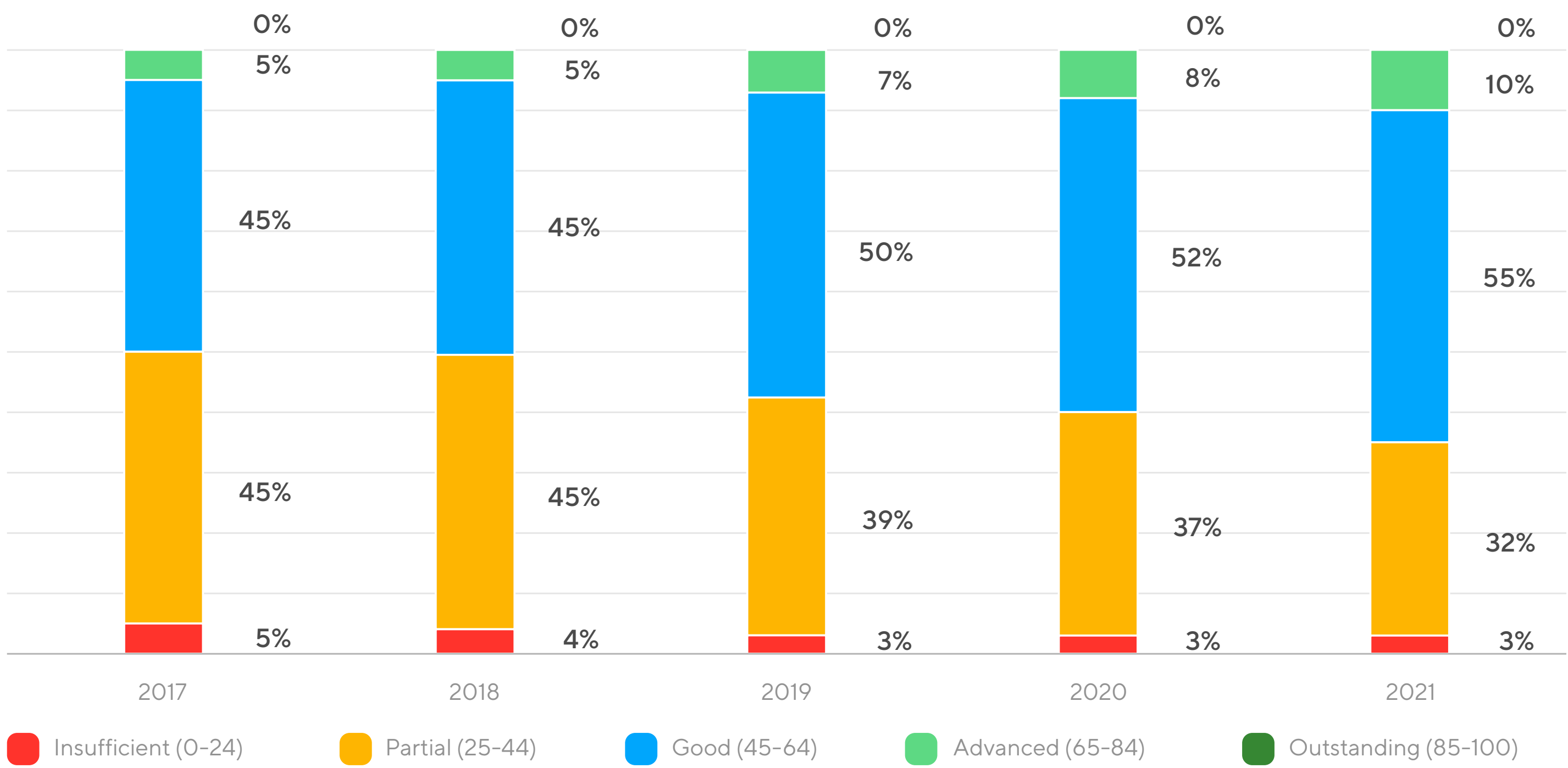
> ½

for the first time in 2021, more than
half of all companies have been
assessed multiple times



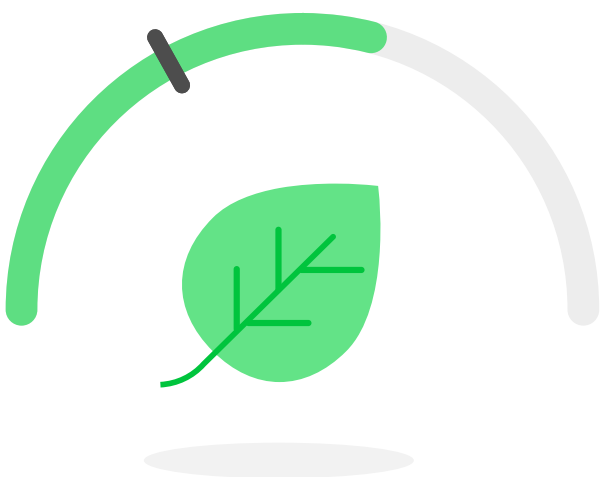
Companies Advance Further Along in Their Sustainability Journeys

We are seeing a more-than-favorable tendency: more than 65% of the companies achieved a performance level of Good or better (a score of +45), up from 50% in 2017. At the same time, the share of the companies with Partial and Insufficient ratings fell from 50% in 2017 to 35% in 2021.



Labor & Human Rights Outpaces Others, Sustainable Procurement Bounces Back

Labor & Human Rights scores outperformed other themes and saw the most improvement over five years. The overall scoring on Sustainable Procurement is significantly lower, compared to other themes. However, after scoring declined year on year from 2017 to 2020, it bounced back in 2021.




Environment

49.6 (+4.5)



Ethics

46.8 (+4.7)



Labor & Human Rights

52.5 (+7)




Sustainable Procurement

38.8 (+0.4)

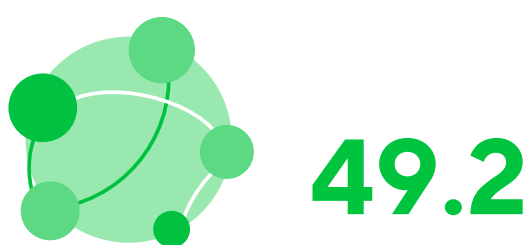
Average score in 2021 (increase from 2017)

For more detail on theme comparison
view the full report




Europe Continues to Lead the Way

Companies across sizes and regions significantly improved their sustainability management practices over the past five years.

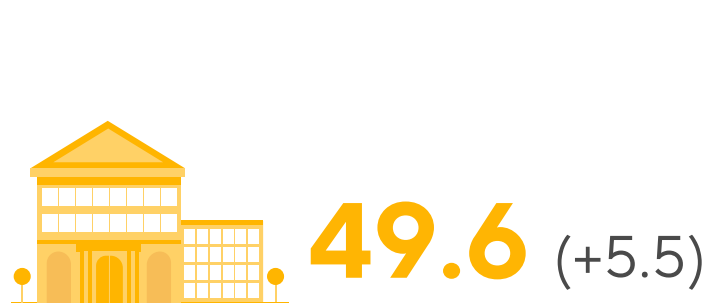


That's the global overall average in 2021




Since 2017, it improved by 5.1 points

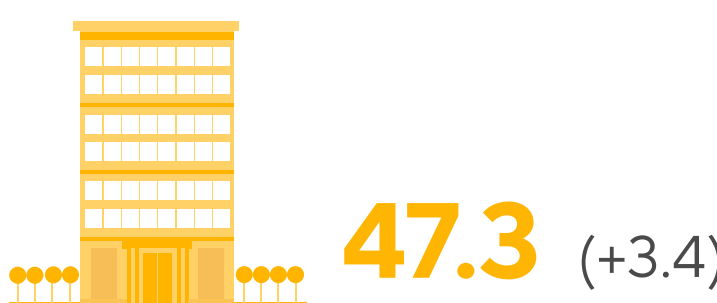
Small and medium-sized enterprises not only outperformed their larger counterparts but also improved faster, increasing their score by more than five points. As SMEs account for over 70% of global supply chains, their scoring suggests they are playing a pivotal role in reshaping procurement management.



Small enterprises (25-99 employees)




Medium-size enterprises (100-999 employees)

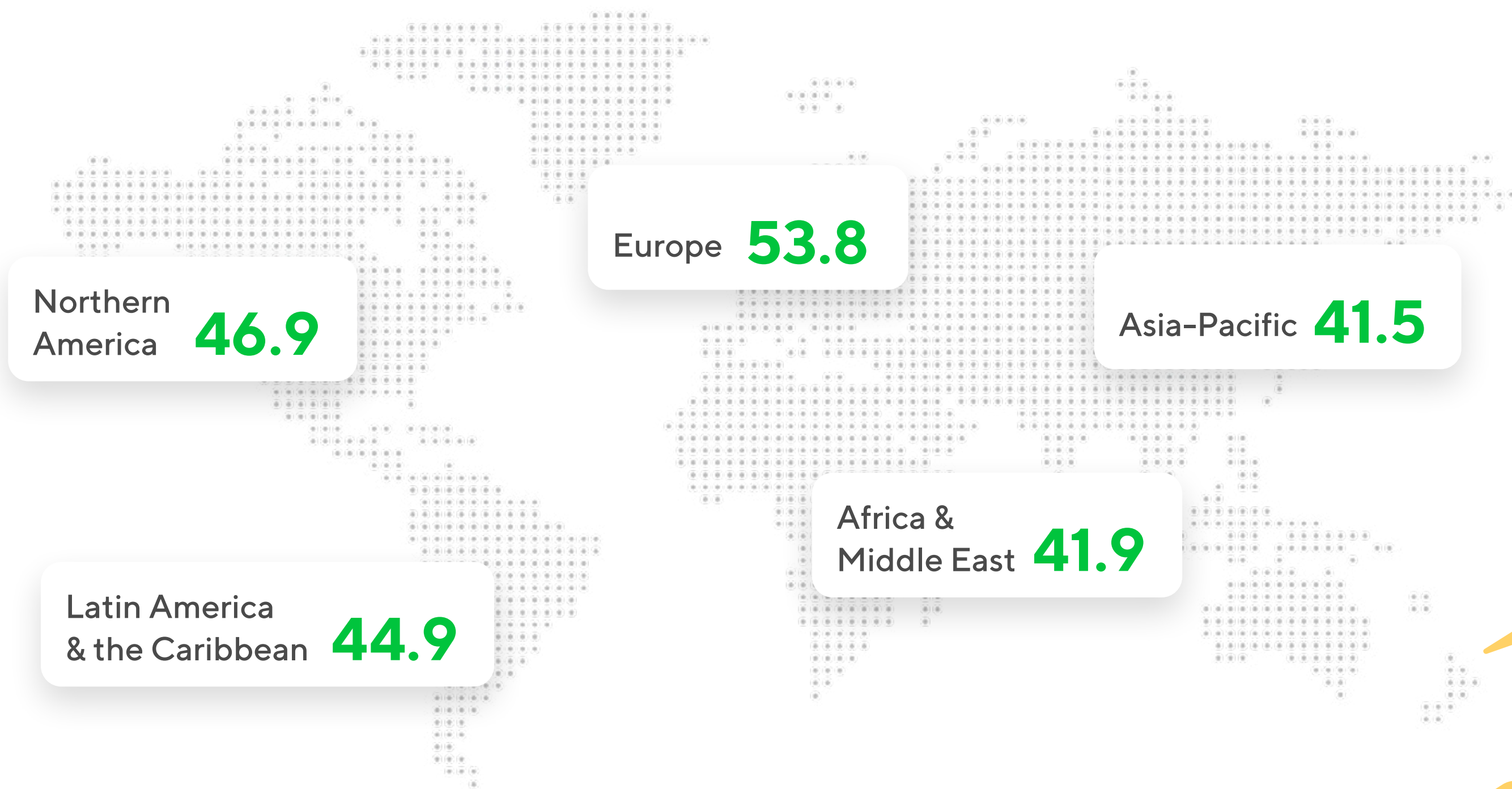


Large enterprises (>999 employees)

Average score in 2021 (increase from 2017)



Europe continues to lead with Asia-Pacific on the tail end of the regional distribution. Europe’s leadership is reflected not only by its average score but also by its maturity – in 2021, more than 70% of European companies achieved a performance level of Good or better.



Average score per region (2017-2021) 2021 Regional maturity (percent of the companies who scored Good or better)

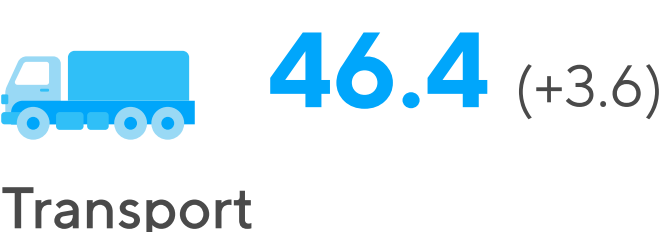
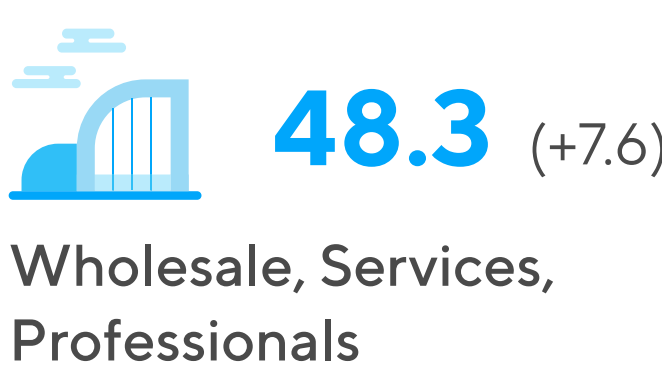
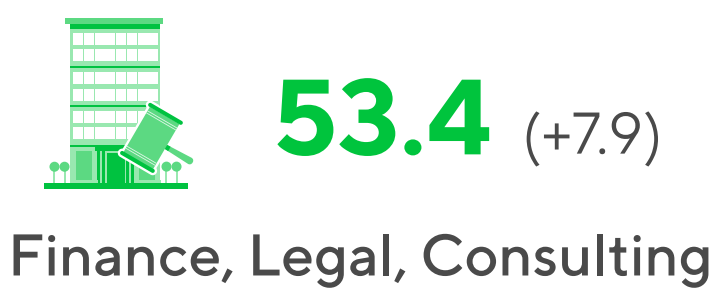
Percent of companies who scored Good or better (+45):

- Europe >70%
- Northern America ~40%
- Latin America & the Caribbean >50%
- Africa & Middle East 42%
- Asia-Pacific 41%


Head to the full Index Report for a deeper dive into each region’s and country’s performance

Solid Commitment to Sustainability Across Industries

Industry scoring shows just how much suppliers have raised the bar on sustainability over the past five years. While not a single industry scored above 50 in 2017, five have since crossed this threshold. The Finance, Legal and Consulting industry made the most progress and was the top performing industry in 2021. While the Wholesale, Services and Professionals industry placed in the last third, it delivered an over-seven-point improvement since 2017.



Average score in 2021 (increase from 2017)

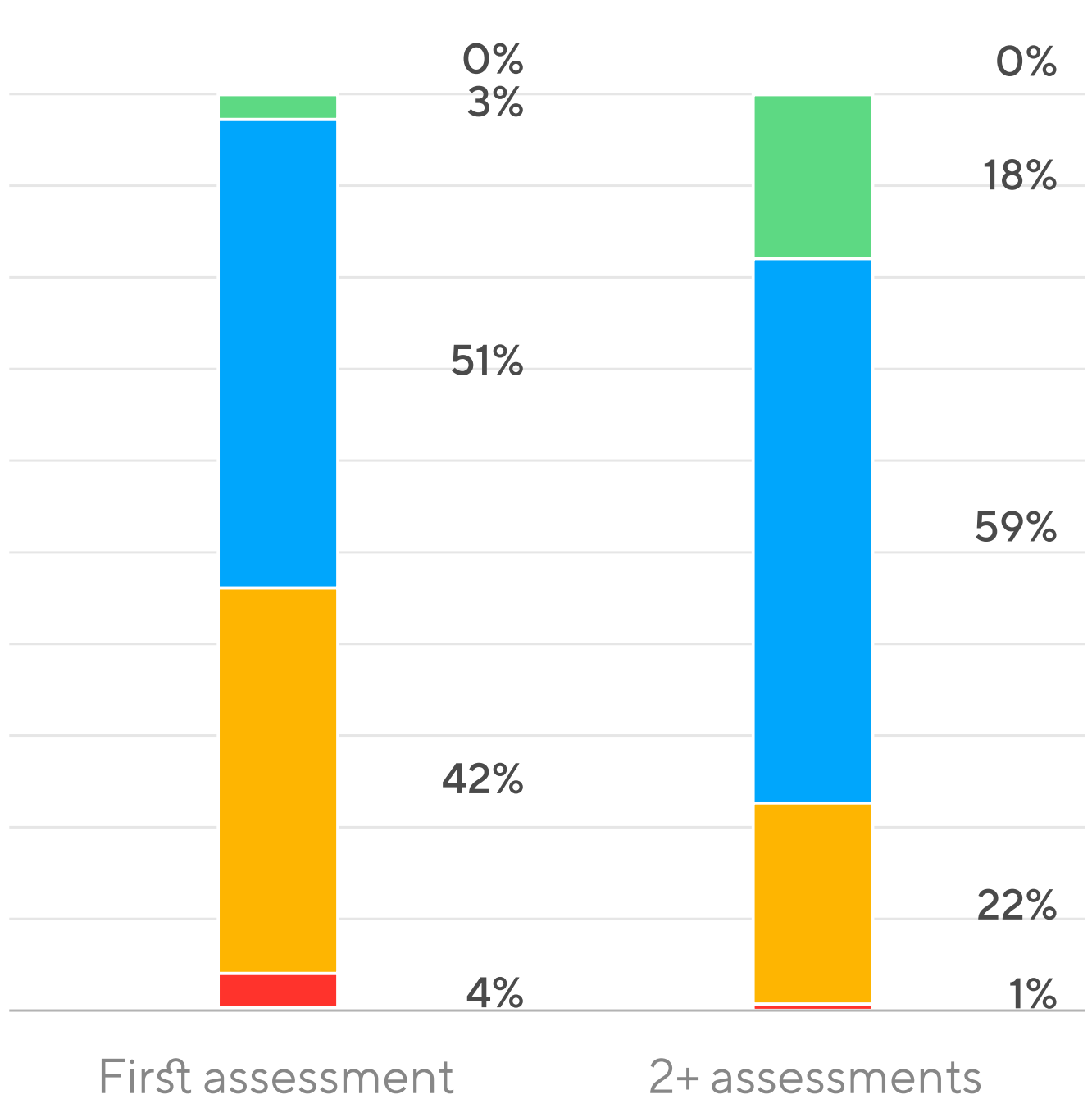


Interested in exploring industry trends?
Head to Index Online



Genuine Improvement in Companies Assessed Multiple Times

When comparing performance of the companies assessed by EcoVadis for the first time versus those with multiple assessments, the share of the companies performing at an Advanced level (65-84) rises from 3% in first-time assessees to an impressive 18% in those with more than one assessment.



- Outstanding (85-100)
- Advanced (65-84)
- Good (45-64)
- Partial (25-44)
- Insufficient (0-24)

To create custom views of specific sectors, geographies, and themes, check out [Index Report](#) and [Index Online](#)

