



Your copilot for navigating cytometry data

Get objective results with just a few clicks

Please type your email & password to connect

Email

Password

Sign in →



METAflow

The new collaborative platform



Novel Intuitive Interface



Enhanced Performance & Robustness



Regulatory Compliance & Efficiency

© 2024 • All rights reserved by METAFORA



By **METAFORA**

29 rue Faubourg Saint Jacques
75014 Paris - France

METAFORA biosystems, Inc.
100 South State Street, Suite 417
Chicago, IL 60603

+33 (0) 9 61 63 65 17
contact@metafora-biosystems.com

www.metafora-biosystems.com
www.metafora-biosystems.com/metaflow

You are just a few clicks away from critical insights

STEP 01

LOAD YOUR FILES

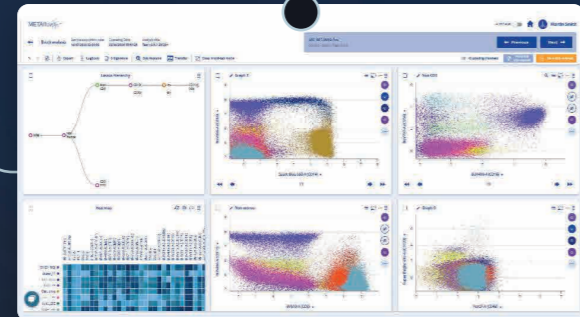
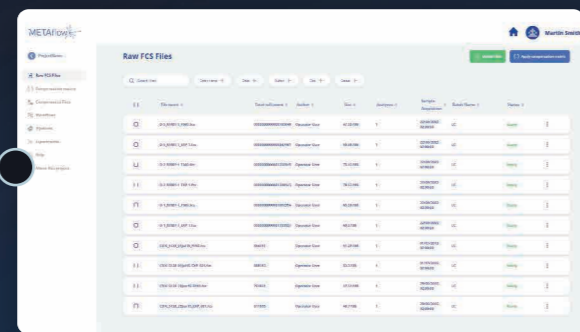
Conventional, spectral and mass cytometry

STEP 02

CREATE YOUR WORKFLOW

STEP 03


GET OBJECTIVE RESULTS



Let METAFlow's AI identify and generate statistics for populations of interest across a multitude of files.



- + Generate objective results
- + Save time to critical insights
- + Simple or complex panels
- + Robust rare cell detection



Still lost in the space of cytometry data analyses? Concerned by

- ▼ Managing new and legacy data?
- ▼ Reproducibility?
- ▼ Navigating complex data?
- ▼ A lack of technical expertise?

Let METAflow fix these issues, and see what you can get with only 5 clicks

It is all about augmented intelligence

- ✓ A comprehensive solution designed by cytometrists
- ✓ Powered by an innovative, seamless, algorithm suite
- ✓ Preserves the structure of your data, averting artifacts from concatenation
- ✓ Reach conclusions and derive critical insights with ease, get more objective results