



BEDDING-UNROLLING



EMILY - ZA Les Tonnes - 29800 Tréflévénez - France
T. +33 (0)2 98 21 86 12 / F. +33 (0)2 98 21 86 14
export@emily.fr

www.emily.fr



DELTA BALE UNROLLER SPREADER

HOW IT WORKS

Designed for telescopic handler, front loader, front and rear linkage.
The Delta Bale Unroller Spreader can be used for bedding or feeding wrapped bales, hay and straw.



LOADING

The bale can be loaded in several ways:


- Stationary loading door: loading thanks to a second attachment;
- Hydraulic loading door: loading hydraulically controlled from the cab.*

* Easy Load System optional.



UNROLLING

Unrolling is possible thanks to a conveyor chain with adapted teeth. Speed can be adjusted on the unroller itself or from the cab (electric remote control box).



BEDDING

The bedding system enables a 6 meter distance spreading depending on the straw quality and type.

The spreading can be made with spring tines or discs (NEW).

It ensures a constant spreading with little dust.

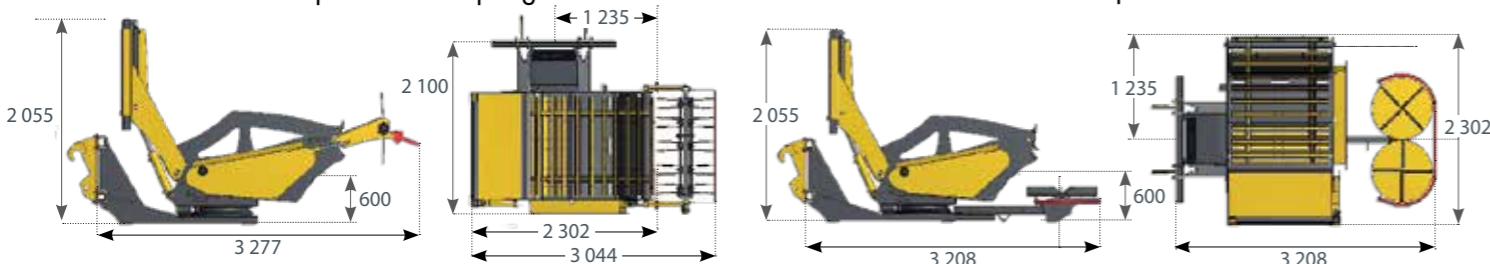


With tines

With discs

Delta Bale Unroller Spreader with spring tines

Delta Bale Unroller Spreader with discs



EMILY ADVANTAGES

- Convenience: optimized offset, compact height, cut out side frame for an excellent visibility from the cab.
- Easy Load System: self loading door with hydraulic telescopic arm for an automatic adjustment to any bale diameter.
- Efficiency: 180° orientation. Bedding up to 6 meters away.
- Versatility: only one machinery for any bale from 1.00m up to 1.80m diameter.
- Safety: Bale Unroller Spreader with discs retraction. Quick removal with hydraulic coupling.

Synchronized loading arm (Easy Load System).

Only one control to open the door and telescope the loading arm.

Left hand side loading on telescopic handler for an excellent visibility.



Electric remote control box in the cab with a conveyor chain speed variator.



Gears and rings are driven by a hydraulic motor and ensure a regular and constant motion.



Hydraulic offset.



Fully integrated hoses.



Discs with a protecting bar.



Spring tines hidden under the body. Compact machine. Safety frame.

SPECIFICATIONS

DELTA BALE UNROLLER

DELTA BALE UNROLLER SPREADER WITH SPRING TINES

DELTA BALE UNROLLER SPREADER WITH DISCS

STANDARD EQUIPMENT

- Conveyor chain, driven by a hydraulic motor
- Conveyor chain, with roller chain
- Hydraulic rotation
- Removable adaptation (telescopic handler, front loader, 3rd point hitching)

- Conveyor chain driven by a hydraulic motor
- Hydraulic lifted straw spreader
- EMILY'Connect selector box in the cab with a conveyor chain speed variator
- Hydraulic rotation • Removable adaptations

- Conveyor chain driven by a hydraulic motor
- Removable discs with fast connexion
- EMILY'Connect selector box in the cab with a conveyor chain speed variator
- Hydraulic rotation
- Removable adaptation

OPTIONS

- Electric remote control box in the cab with a conveyor chain speed variator
- Synchronized loading arm
- Hydraulic offset (+/- 300mm)

- Synchronized loading arm
- Hydraulic offset (+/- 300mm)

STANDARD EQUIPMENT

- Synchronized loading arm
- Hydraulic offset (+/- 300mm)

OPTIONS

Hydraulic Oil flow Weight

Delta Bale Unroller	Oil flow needed 40l/min	From 700 to 1 000 kg
Delta Bale Unroller Spreader with spring tines	Oil flow needed 40l/min	From 750 to 1 050 kg
Delta Bale Unroller Spreader with Discs	Oil flow needed 40l/min	From 900 to 1 200 kg

SIGMA EVOLUTION STRAW BLOWER

HOW IT WORKS HYDRAULIC MODEL FOR FRONT MOUNTED VERSION

Especially designed for telescopic handler, the Straw Blower can spread round or square bales up to 18 meters away.

LOADING

The loading door is activated by two rams and equipped with two retaining tines for square bales.

SPREADING

Thanks to the patented walking triple floor the bale is driven towards the rotor which feeds the turbine. As soon as the turbine lowers in speed the walking triple floor and the rotor stop automatically thus enabling the turbine to get the rated speed (hydraulic automatic control) and thus ensuring an even spreading.


The rotor: the hydraulic motor is integrated in the rotor; its helicoid shape optimizes efforts.

The turbine: the hydraulic motor directly drives the turbine (no control box) thus optimizing the output; the blades are removable; the turbine outline is made in Hardox.

Swivel chute: 160° swivel chute to spread up to 18m wide, 260° swivel chute to spread up to 15m wide



WORKING COMFORT



EMILY ADVANTAGES

- Exclusivity: the patented walking triple floor is activated by hydraulic motors.
- Convenience: optimized weight (close to the headstock), optimized visibility and offset.
- Reliability: directly driven by a hydraulic motor (no control box). Bolted blades on the turbine.
- Powerful: automatic regulation of the straw quantity swallowed by the swivel chute.
- Capacity: 260° swivel chute controlled by a joystick. Spreading up to 15 m away.
- Precision: swivel chute inclination thanks to an electric ram.
- Ergonomics: ergonomic and intuitive remote control box in the cab fixed with a suction pad.
- Sturdiness: reinforced door with flared end.

NEW

160° swivel chute to spread between 18 and 22m

260° swivel chute to spread between 15 and 20m

Walking triple floor driven by hydraulic motors. No pinion and no chain: maintenance free.

Spiral rotor with integrated hydraulic motor.

Hydraulic rotor for difficult bales

Hydraulic motor directly fixed on the turbine: maintenance free.

EMILY CONNECT
Selector box controls all Emily attachments*.
* Vega, Omega, Multi'Dis, concrete mixer bucket...

HOW IT WORKS PTO VERSION

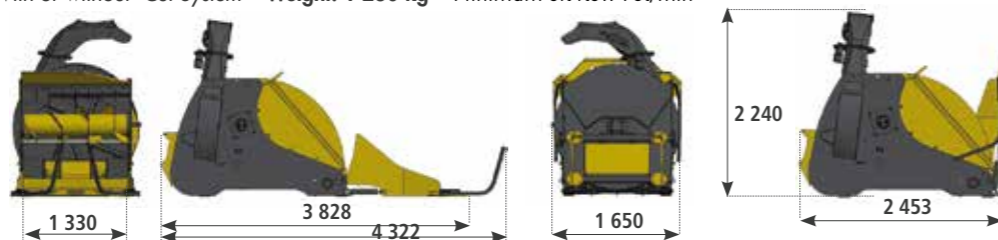
- Especially designed for tractors, the Straw Blower can spread round or square bales up to 20 meters away.



SPECIFICATIONS

HYDRAULIC MODEL FOR FRONT MOUNTED VERSION

- Walking triple floor (Patented): 2 hydraulic motors integrated in the body
- Automatic regulator of the straw quantity swallowed by the swivel chute
- Rotor: one hydraulic motor is integrated in the rotor, spiral shape to optimize output and hydraulic power consumption
- Turbine: Directly driven by the hydraulic motor. Removable bolted blades. Turbine outline in Hardox
- Flared loading door
- Swivel chute: 260° or 160°
- Standard rotor or rotor with sections
- With or without -Cut System
- Weight: 1 230 kg
- Minimum oil flow 70l/min



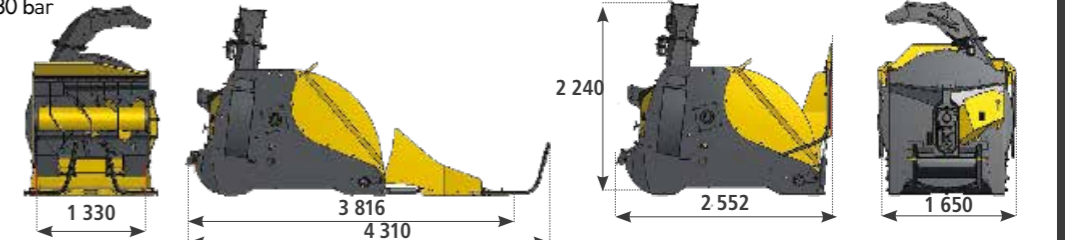
STANDARD EQUIPMENT

SPECIFICATIONS

PTO VERSION

- Double speed gearbox (270/540 t min)
- Walking triple floor (Patented) with 2 hydraulic motors integrated in the body
- Speed of the floor can be adjusted from the cabin by the control box
- Rotor: hydraulic motor is integrated in the rotor, spiral shape
- Turbine: 8 removable bolted blades. Turbine outline in Hardox
- Flared loading door
- Swivel chute: 260° or 160°
- Standard rotor or rotor with sections
- With or without -Cut System
- Weight: 1 390 kg
- Minimum oil flow needed: 40l/min to 180 bar

STANDARD EQUIPMENT



SIGMA STRAW BLOWER WITH TURBINE

HOW IT WORKS V-CUT

Designed for the Sigma Straw Blower, the «V-Cut» System cuts mechanically the bale bindings on both round and square bales. It cuts the bale nets and bindings under the bales and thus facilitates their removal by the user. The bale bindings are cut with knives that are hydraulically driven and that cross each other. The breeder no more needs to go into the spreader - it is an effort free operation.

The cutting system is driven by an external control box that is set on the side of the spreader. This control box has 2 functions: cut the bale bindings and open/close the door.



WORKING COMFORT



Control box



EMILY ADVANTAGES

- Time saving: no cutting oblivion, no tool loss (knife, cutter). Within a minute the bale nets and bindings are cut, removed and stored.
- Comfort: only one manual and effort free operation to remove the bale bindings. A mechanical cutting for an optimized comfort for the user. The knives position, under the bales, enables an easy removal (see diagrams below).
- Safety: A control box sets on the side of the spreader activates the cutting of the bale bindings. Over now the time with sharp tools and the uncomfortable and dangerous positions!
- Cleanliness : The V-Cut system reduces frictions of the nets and knots under the bale which favoured straw loss out of the spreader.

BALE UNROLLER SPREADER PICK & GO

HOW IT WORKS

The Pick & Go Bale Unroller spreads and unrolls round bales (wrapped bales, alfalfa, hay...).


4 models are available:

- Left front spreading and right unrolling
- Left front spreading and left and right unrolling
- Right front spreading and left unrolling
- Right front spreading and left and right unrolling



EMILY ADVANTAGES

- Patented: Unrolling at the opposite side of the spreader, optimization of the machine functions.
- Precision : a cubicle kit composed of a deflector and adjustable visor (optional).
- The bale fork carrier is hitching all the Pick&go attachments: round bale unroller, feeder tank, silage pusher and Modulo'sweep



Bale support roller with straw guard flap



Large diameter spreader with free wheel system

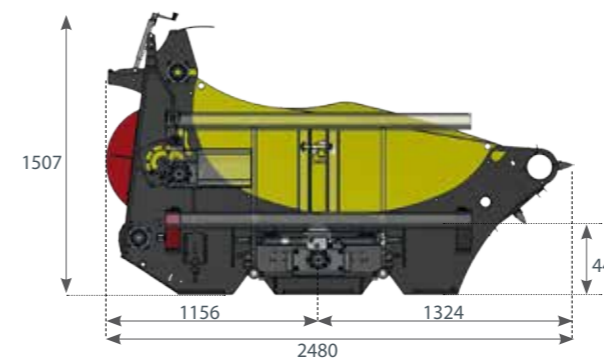


Bale retaining crossbar

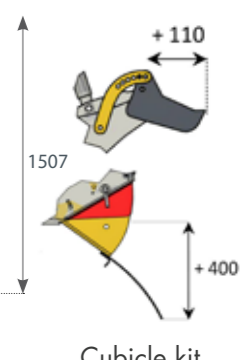
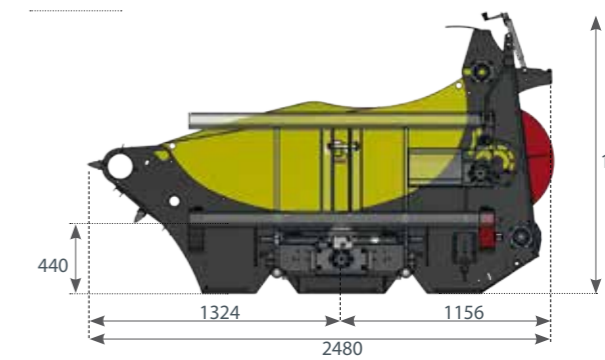


Cubicle kit

Left front spreading



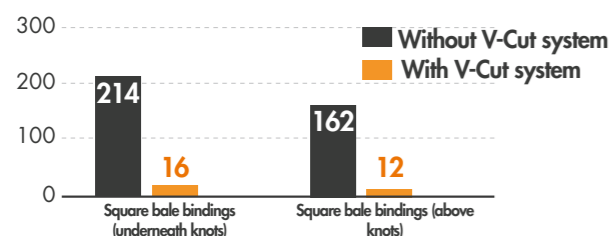
Right front spreading



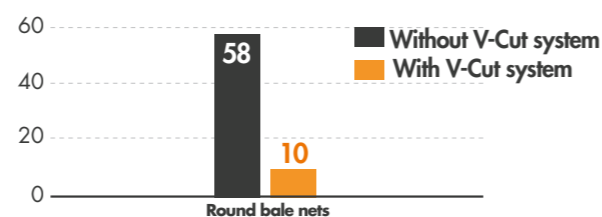
Cubicle kit

COMPARATIVE

THE FORCE EXERTED BY THE EXTRACTION (IN KG) : SQUARE BALES



THE FORCE EXERTED BY THE EXTRACTION (IN KG): ROUND BALES



SPECIFICATIONS

STANDARD EQUIPMENT

Bale fork carrier

- Bale fork with 3rd point of tractor included + bolted adaptation
- Forks: Ø 45 mm tines - Length 1200mm
- 3rd point of tractor • Hydraulic motor included:
 - one motor for the unrolling conveyor chain (with manual flow restrictor for the spreading)
 - one motor for the spreading (with a valve to stop the spreader when feeding)
- Patented gear system with reinforced toothed wheels

Bale unroller spreader - left or right

- Roller belt • Teflon guide under the chain • Roller chains
- Large diameter spreader with free wheel system
- Bale support roller with straw guard flap
- Works with 1 double acting spool
- Maximum weight of the bales : 1000 kg



MULTI'SPREAD BEDDING BUCKET

HOW IT WORKS

The Multi'Spread bedding bucket is available on front loader, 3rd point of linkage and telescopic handler. It spreads a large variety of light products. A large number of options makes it very easy to change from one product to another. The Multi'Spread bedding bucket spreads an uniform layer from 8 to 15 meters width in one passage. It also makes a precise bedding thanks to the patented side deflector.

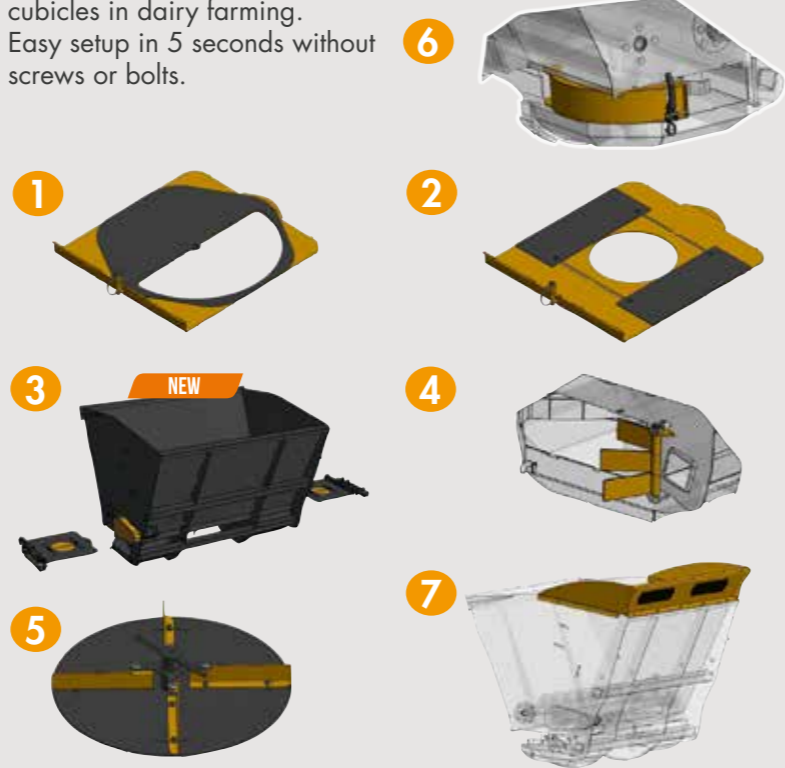
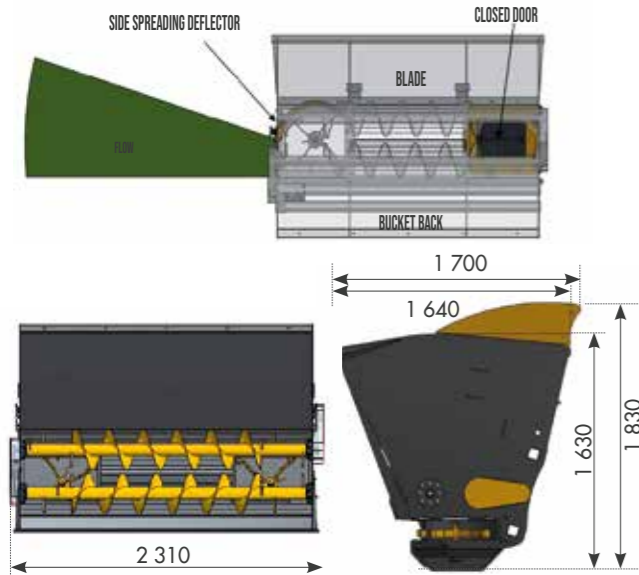


BEDDING

The user activates the double acting spool on the machinery handler to drive the augers and the rotation of the spreading blades. The augers bring the material through 2 openings above the blades. At high revolutions, the spreading blades spread the material over a wide range to ensure even litter.



Side spreading deflector:
Thanks to the spreading side deflector, the bedding angle can be reduced to just 21°. You can spread right or left. Right and left simultaneous bedding is also possible. It is also ideal for a precise and even bedding: Corners of chicken houses, spreading among the various elements of the henhouse (nipple drinkers, food chains, hatcheries, perches), cubicles in dairy farming. Easy setup in 5 seconds without screws or bolts.



EMILY ADVANTAGES

- Adaptability: possibility to spread a large diversity of light materials by choosing the spreading width from 8 to 15m...
- Versatility: the Multi'Spread is suitable to poultry, to dairy cattle but also to other breeding type which needs light materials spreading.
- Precision: ideal for light spreading in poultry or cubicles. The patented side deflector enables a highly precise spreading with a projection angle of only 21°.
- Time saving: depending on the adjustments the Multi'Spread can spread up to 4m³ in 30 seconds.
- Spreading quality: the Multi'Spread ensures a top quality and regular spreading.



SPECIFICATIONS

STANDARD EQUIPMENT	<ul style="list-style-type: none"> • Adjustable, removable and bolted adaptation _ Category 2 • 2 synchronized screws to push the ration through propellers • 2 spreading propellers driven by 2 direct motors
OPTIONS	<ul style="list-style-type: none"> • ① Spreading speed regulator for chopped straw • ② Spreading speed regulator for sawdust, pellets • ③ Adjustable and sealproof hydraulic doors • ④ Side spreading blades • ⑤ Spinning discs for wide width • ⑥ Side spreading deflector • ⑦ Extension 4 m³ (A + 200 mm)



	Oil flow <40 L/min	Oil flow >40 L/min
Inside width (m)	2,20	2,20
Working volume (m³)	3,40	3,40
Empty weight (kg)	760	760



VULCANO TRAILED BALE SPREADER

HOW IT WORKS

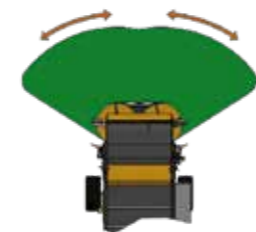
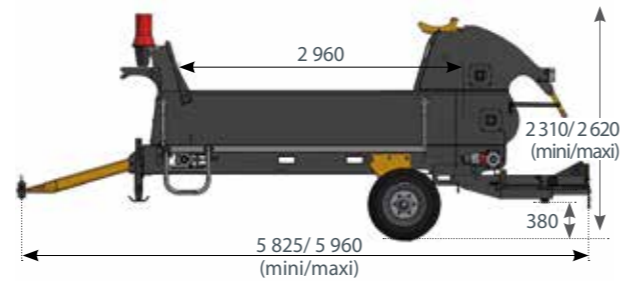
The Vulcano Trailed Bale Spreader fits to any machinery handlers with a towing coupler (tractor, compact tractor >40 HP with 30L/min hydraulic oil flow minimum and also telehandlers). The Vulcano Trailed Bale Spreader spreads from 5 up to 12 meters. Type of bales: square bales (1.2 X (0.7/0.9/1.2) X 2.5 M) and round bales up to 1.80m.



WORKING COMFORT

EMILY ADVANTAGES

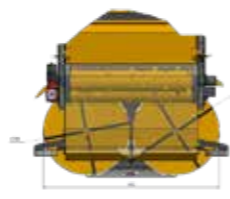
- Adaptability: Ideal for hen house or any type of loose housing for cattle, sheep, goats. The spreading width can be adjusted from 5 to 12 meters.
- Versatile: The Vulcano Spreader adapts to any type of bedding products, square and round bales, or light products in bulk.
- Homogeneity and regularity: thanks to the high speed rotor the spreader makes a homogeneous and regular bedding.



Several settings to adjust the spreading width



High-speed spreading rotors



Large diameter discs with adjustable blades



SPECIFICATIONS

STANDARD EQUIPMENT

- Coupling bar (CAT2)
- Monocoque chassis and body with a flat chain conveyor belt
- Transmission shaft with a Ø 40mm chain with tensioner bearings
- Electroproportional adjusting and control box in the cab
- Square axle 60x60 and large tyres 13.0/55-16
- Synchronized and floating anti projection hydraulic deflector
- Inferior helical spreading rotor Ø 580 mm and top spreading rotor Ø 330 mm
- Pipeline hood with rear deflector and spreading disc support on adjustable rail
- 2 discs Ø 900 mm, composed of 4 adjustable blades
- Side blades and adjustable rear deflectors

OPTIONS

- Running board
- Patented X-Tract System (Net/Bindings Extractor + running board with handrail)
- Agility hydraulic central
- Bulk products kit (sawdust, chopped straw, woodshavings)

HOW IT WORKS : NET/BINDING EXTRACTOR



MECANIC SHOW 2019

WORKING COMFORT

SAFETY AND SPEED

Patented by Emily the X-Tract system uses an extractor roller (1) to multiply the pulling power to remove effortlessly the nets/bindings. A long running board (2) ensures a safe work for the end-user. After winding the nets or the bindings around the roller, the end-user operates a pedal (3) to make rotate the roller. A slight tension enables to extract the most unwilling nets and bindings! Untie with the X-Tract System within 15 seconds.

Let's spread! (4)



HOW IT WORKS : HYDRAULIC CENTRAL




The hydraulic central is positioned on the 3rd rear point of the tractor. Its unique design eliminates the risk of accidents and enables a very large steering angle. The Agility hydraulic central offers comfort and versatility to the user, giving him the possibility to use low-powered tractors with low oil flow for poultry bedding.

WORKING COMFORT

SAFETY AND CONVENIENCE

VERSATILITY



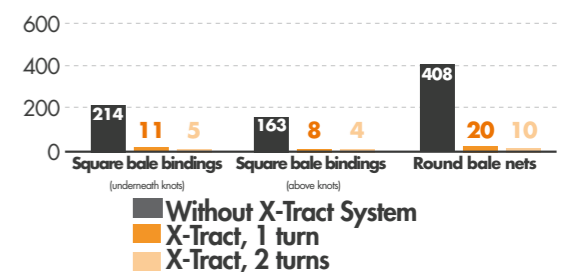
X-TRACT

- Patented X-TRACT System (running board with handrail)
- Integrated motor in the extractor
- Flat roller for safety
- Pedal for the roller rotation

AGILITY

- Adapts to 3rd rear point of the tractor (Cat 1 and Cat 2, and Cat 0 or Cat 1N from 35HP compact tractor)
- A very large steering angle (distinctive to the competition)
- Hydraulic oil flow 47L/min at 540 trs/minute
- Maximum pressure : 180 bars
- Parking supports
- Electric control unit for straw spreader functions (high-precision potentiometer for conveyor advance)

THE FORCE EXERTED BY THE EXTRACTION (IN KG)



CLEANING: CUBICLES, POULTRY HOUSES...

CORNER'SWEEP

HOW IT WORKS

- It fits onto any machinery handlers: tractors (front loader, front/rear linkage), telescopic handlers, forks sleeves.
- Half-integrated hydraulic motor
- Orientation by pressure on the floor, right or left by simple hydraulic inversion
- Adjustment of the lateral offset by a stop
- Retraction by a safety bolt
- Floating brush
- Level mark
- Central locking during transport
- Minimum oil flow: 20 L/min



EMILY ADVANTAGES

- Ideal for cleaning the cow cubicles, poultry houses...
- Perfectly adapted to uneven ground.
- Cleans any site even with a difficult access.
- Turn from right to left by simple inversion of the brush



FIBER TYPE	100 % polyester OR mixed Polyester/steel	
BRUSH DIAMETER	900 mm	1 200 mm

PICK'SWEEP

HOW IT WORKS

- Half integrated motor
- Brush inclination with 4 positions every 6°
- Width adjustment with 6 positions every 200mm with locking by pins
- Fits most bale forks on the market
- Reversible: right and left
- Integrated supporting legs
- Pressure relief valve to protect the motor in the 2 rotation directions.
- Minimum oil flow required : 20L/min

FIBER TYPE	100 % polyester OR mixed Polyester/steel	Steel covered with rubber
BRUSH DIAMETER	900 mm or 1200 mm	1500 or 1800mm

EMILY ADVANTAGES

- Ideal to sweep chicken houses (sweeping along walls to make swathes)
- Suitable on any bale fork carrier on the market
- Economical and heavy duty



SIDE'SWEEP

HOW IT WORKS

- The Side Sweep fits onto compact loader, front and telescopic loader
- Adjustable, removable and bolted adaptation
- Interfacing chassis with square tubes
- Semi-integrated motor
- Arm cylinder • Rubber pad with stops
- Minimum oil flow: 20 L/min.



EMILY ADVANTAGES

- The Side Sweep fits onto compact loader, front and telescopic loader
- Ideal to sweep the back of cubicles. Hydraulically lifted rush (retraction before walls and posts)

FIBER TYPE	100 % polyester OR mixed Polyester/steel
BRUSH DIAMETER	900 mm

EMILY - ZA Les Landes - 29800 Tréflévénez - France
 T. +33 (0)2 98 21 86 12 / F. +33 (0)2 98 21 86 14
 export@emily.fr

www.emily.fr

